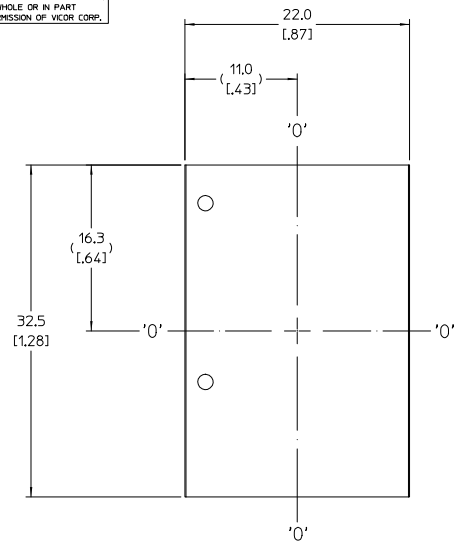
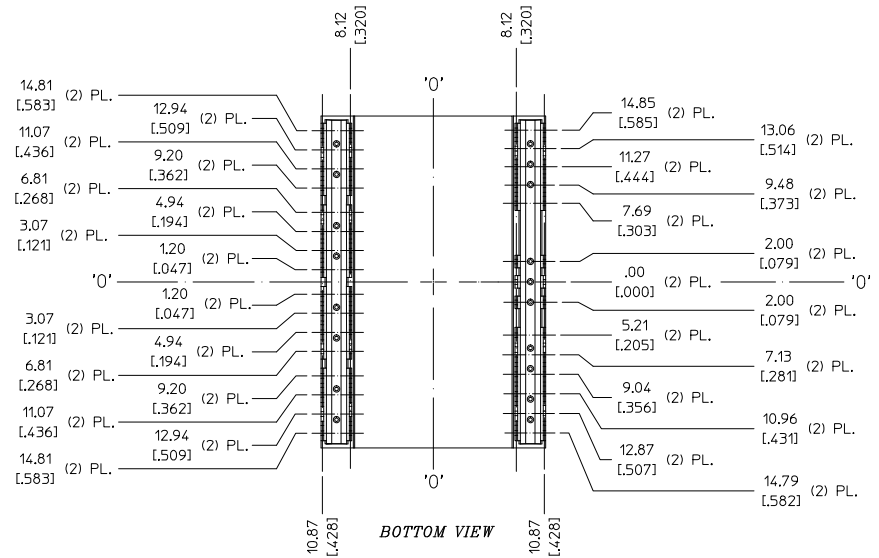
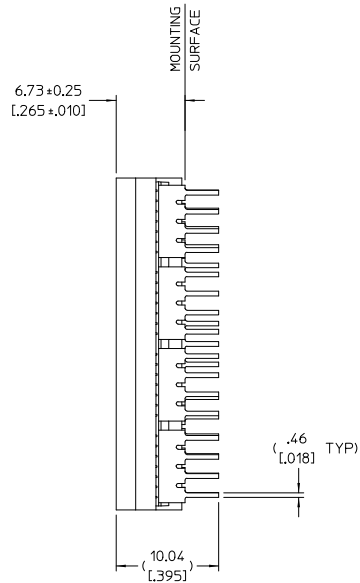


**VICOR CONFIDENTIAL**  
 THIS DOCUMENT AND THE DATA DISCLOSED  
 HEREIN OR HEREWITH IS NOT TO BE REPRODUCED,  
 USED, OR DISCLOSED IN WHOLE OR IN PART  
 TO ANYONE WITHOUT PERMISSION OF VICOR CORP.

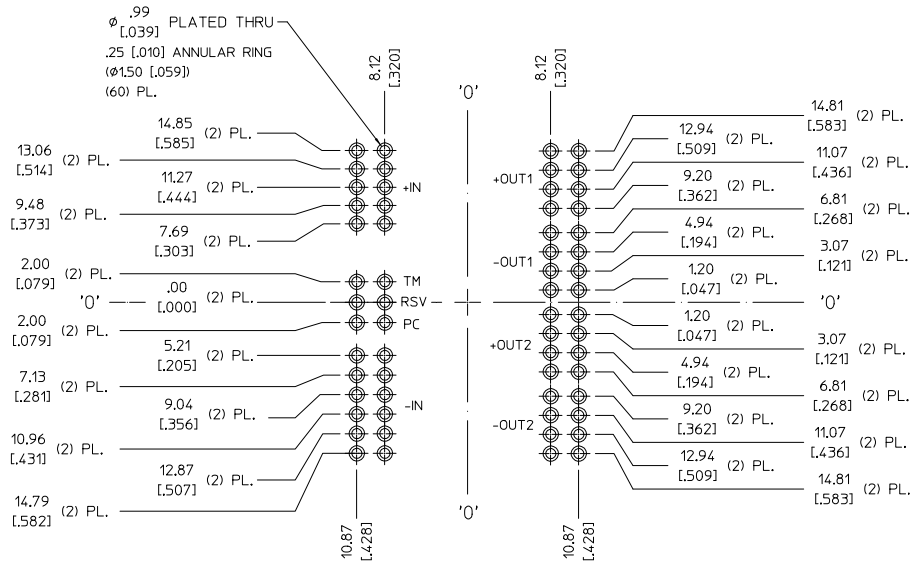
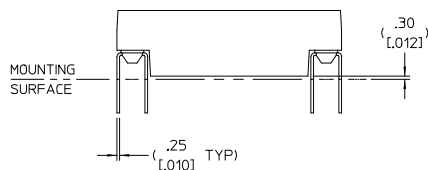
REV.	DESCRIPTION	DATE	APVD
1	RELEASED PER E100198	JS 02/26/10	RE.H



TOP VIEW (COMPONENT SIDE)



BOTTOM VIEW



RECOMMENDED LAND PATTERN  
 (COMPONENT SIDE SHOWN)

NOTE:

1. RoHS COMPLIANT PER CST-0001 LATEST REVISION.

DRAWN BY: J.S. LINDSEY	DATE: 11/25/09			
<small>UNLESS OTHERWISE SPECIFIED:          DIMENSIONS ARE IN INCHES          DECIMALS = .001          FRACTIONS = 1/32          HOLE DIA. = .0015          MAX. DIA. = .0015          MAX. DIA. = .0015</small>				
THIRD ANGLE PROJECTION 		PRODUCT OUTLINE DWG BCM W/TH-LEADS PKG3	SHEET NO. 36101	REV 1
SCALE: 4:1	SIZE: D	CAGE CODE: 67131	DWG NO. 36101	SHEET 1 OF 1