

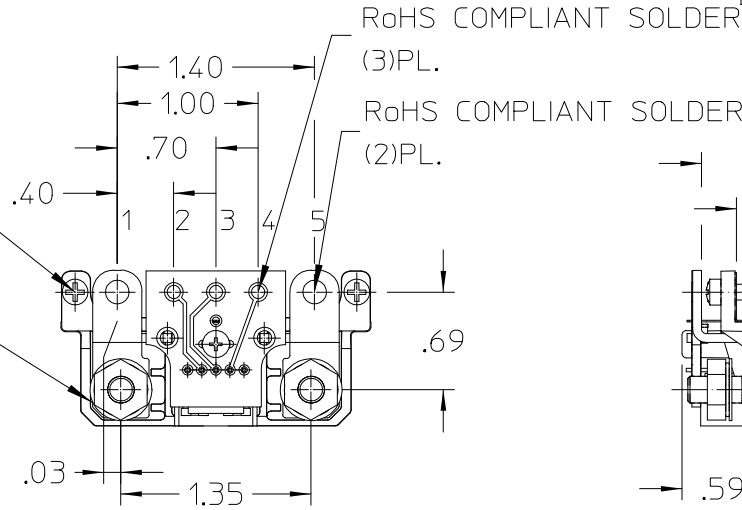
**VICOR CONFIDENTIAL**

THIS DOCUMENT AND THE DATA DISCLOSED HEREIN OR HERewith IS NOT TO BE REPRODUCED, USED, OR DISCLOSED IN WHOLE OR IN PART TO ANYONE WITHOUT PERMISSION OF VICOR CORP.

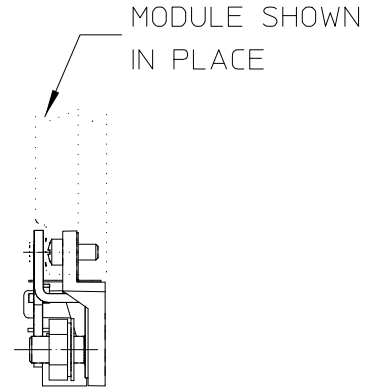
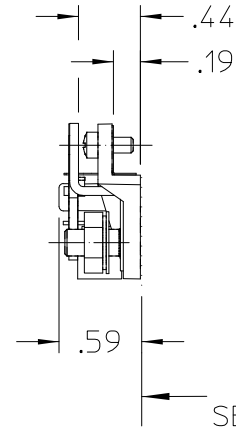
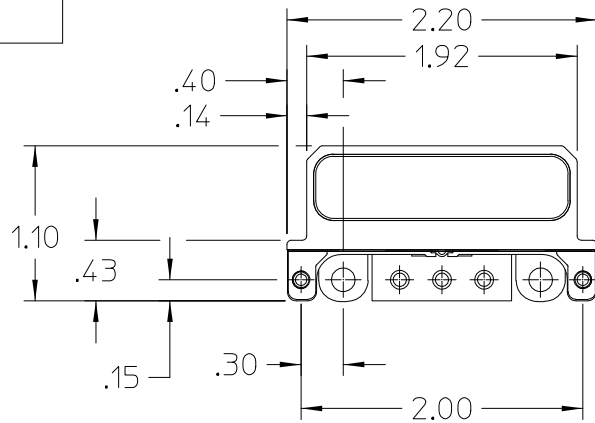
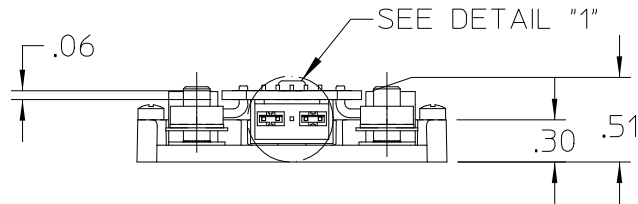
REV.	DESCRIPTION	DATE	APPROVED
1	RELEASED PER E0430434	PEI 09/20/04	FN
2	REVISED PER E072094	SRG 09/10/07	BA

#4 FILLISTER HEAD TORQUED TO 6 IN/LBS (2)PL.

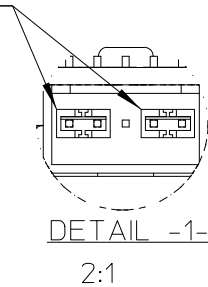
#10 HEX NUT TORQUED TO 16 IN/LBS (2)PL.



PIN #	FUNCTION
1	+OUT
2	+SENSE OUT
3	TRIM
4	-SENSE OUT
5	-OUT



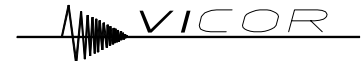
REMOVABLE JUMPERS TIE PINS 1 & 2 AND 4 & 5 TOGETHER



NOTE:

1.) RoHS COMPLIANT PER CST-0001 LATEST REVISION.

DRAWN BY <i>D.CVINAR</i>	DATE <i>12/11/01</i>
UNLESS OTHERWISE SPECIFIED DIMENSIONS ARE IN INCHES- TOLERANCES ARE: FRACTIONS DECIMALS ANGLES ±1/64 .XX= ±.02 ±1° .XXX=±.010	
THIRD ANGLE PROJECTION	
DO NOT SCALE DRAWING	



**OUTLINE DRAWING  
MINI OUTPUT LUGMATE**

SIZE <b>B</b>	FSCM NO. <b>67131</b>	DWG NO. <b>24677</b>	REV <b>2</b>
SCALE 1:1	SHEET 1 OF 1		