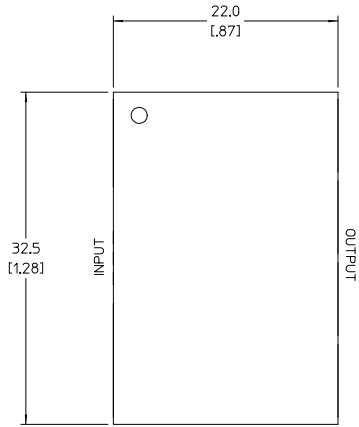


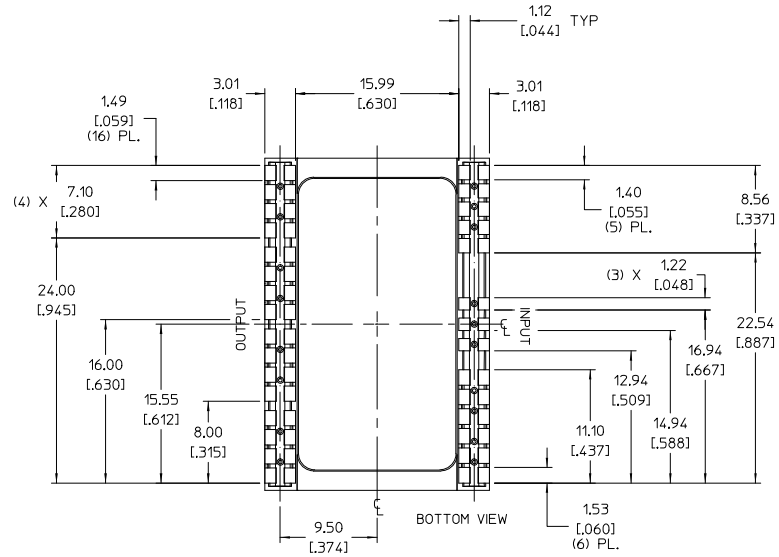
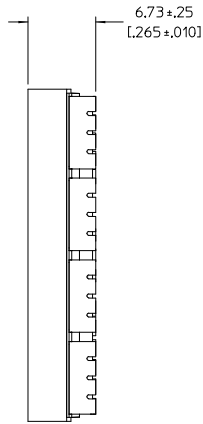
VICOR CONFIDENTIAL

THIS DOCUMENT AND THE DATA DISCLOSED HEREIN OR HEREWITH IS NOT TO BE REPRODUCED, USED, OR DISCLOSED IN WHOLE OR IN PART TO ANYONE WITHOUT PERMISSION OF VICOR CORP.

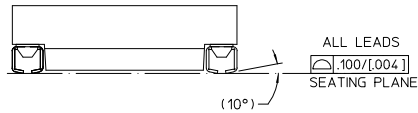
REV.	DESCRIPTION	DATE	APVD
1	RELEASED PER E080738	SA 4/11/08	RE.H
2	REVISED PER E090487b	EM 3/19/09	RH
3	REVISED PER E091092	JS 07/10/09	AR
4	REVISED PER E091236a	AR 07/29/09	RE.H
5	REVISED PER E091826	JS 10/12/09	RE.H



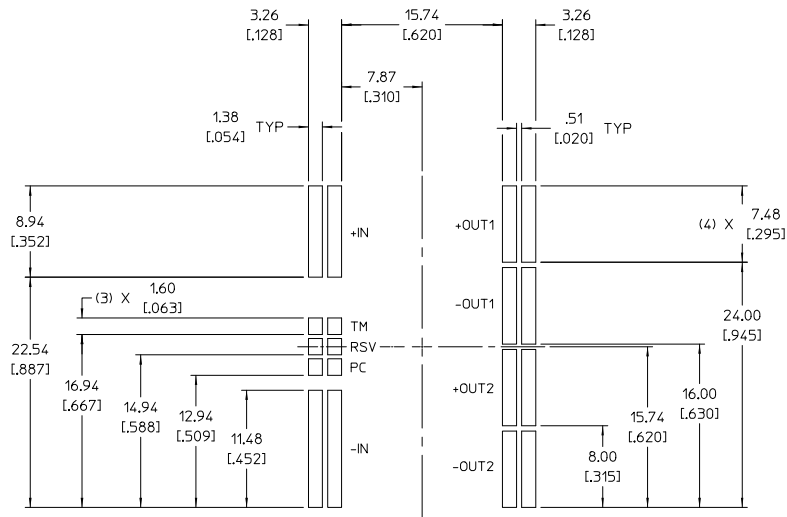
TOP VIEW (COMPONENT SIDE)



BOTTOM VIEW



ALL LEADS
±0.100 [0.004]
SEATING PLANE



RECOMMENDED LAND PATTERN

(COMPONENT SIDE SHOWN)

NOTE:

1. RoHS COMPLIANT PER CST-0001 LATEST REVISION.

DRAWN BY RHS	DATE 3/13/08		
UNLESS OTHERWISE SPECIFIED DIMENSIONS ARE IN INCH TOLERANCES ARE: XXX.XXXX - .002 (MIN) XXX.XXXX - .001 (MAX)	ANGLES °		
THIRD ANGLE PROJECTION	SIZE D	P/SCH NO. 67131	DWG NO. 32607
DO NOT SCALE DRAWING	SCALE 4:1	SHEET 1	REV 5 OF 1