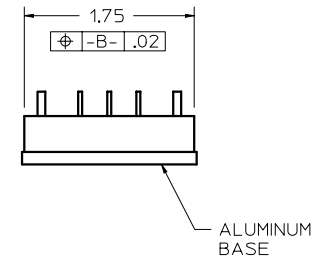
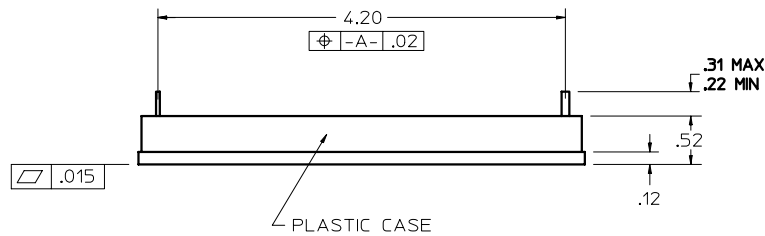
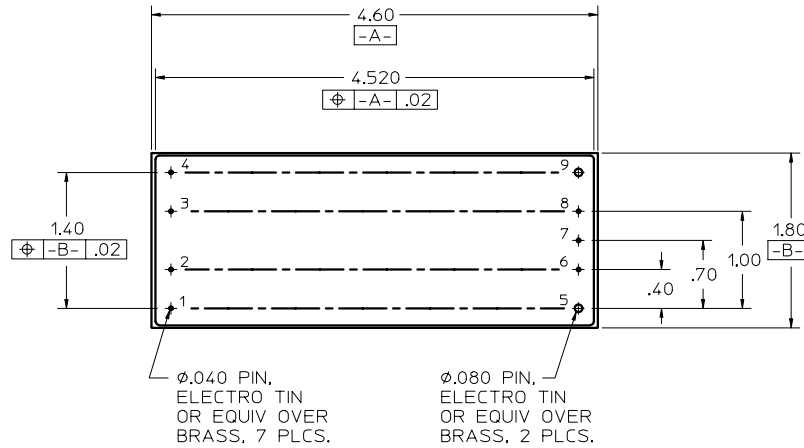


THIS DOCUMENT AND THE DATA DISCLOSED
HEREIN OR HEREWITH IS NOT TO BE REPRODUCED,
USED, OR DISCLOSED IN WHOLE OR IN PART
TO ANYONE WITHOUT PERMISSION OF VICOR CORP.

LTR.	DESCRIPTION	DATE	APPD.
2	RELEASED PER ECO # 2229	CFH 4/2/90	BJR
03	REVSD E950374	RCM 8/2/95	DPK



PIN #	UNITS/FUNCTION	
	VI-2XX-XX-S	VI-BXX-XX-S (VI-200)
1	+IN	+IN
2	GATE IN	GATE IN
3	GATE OUT	GATE OUT
4	-IN	-IN
5	+OUT	+OUT
6	+SENSE	DO NOT CONNECT
7	TRIM	DO NOT CONNECT
8	-SENSE	DO NOT CONNECT
9	-OUT	-OUT

VICOR ANDOVER, MA. U.S.A.

OUTLINE DRAWING,
SLIM MOD

DRAWN C HUTCHINS	5/90		
ALL DIMENSIONS ARE IN INCHES (MILLIMETERS)		TOLERANCES EXCEPT AS NOTED XXX ±.01 XXX ±.005 FRACT ±1/64 ANGLES ±1°	DRAWING NO. 04713
DO NOT SCALE DRAWING		SCALE: FULL	REV. 03
		SHEET 1 OF 1	