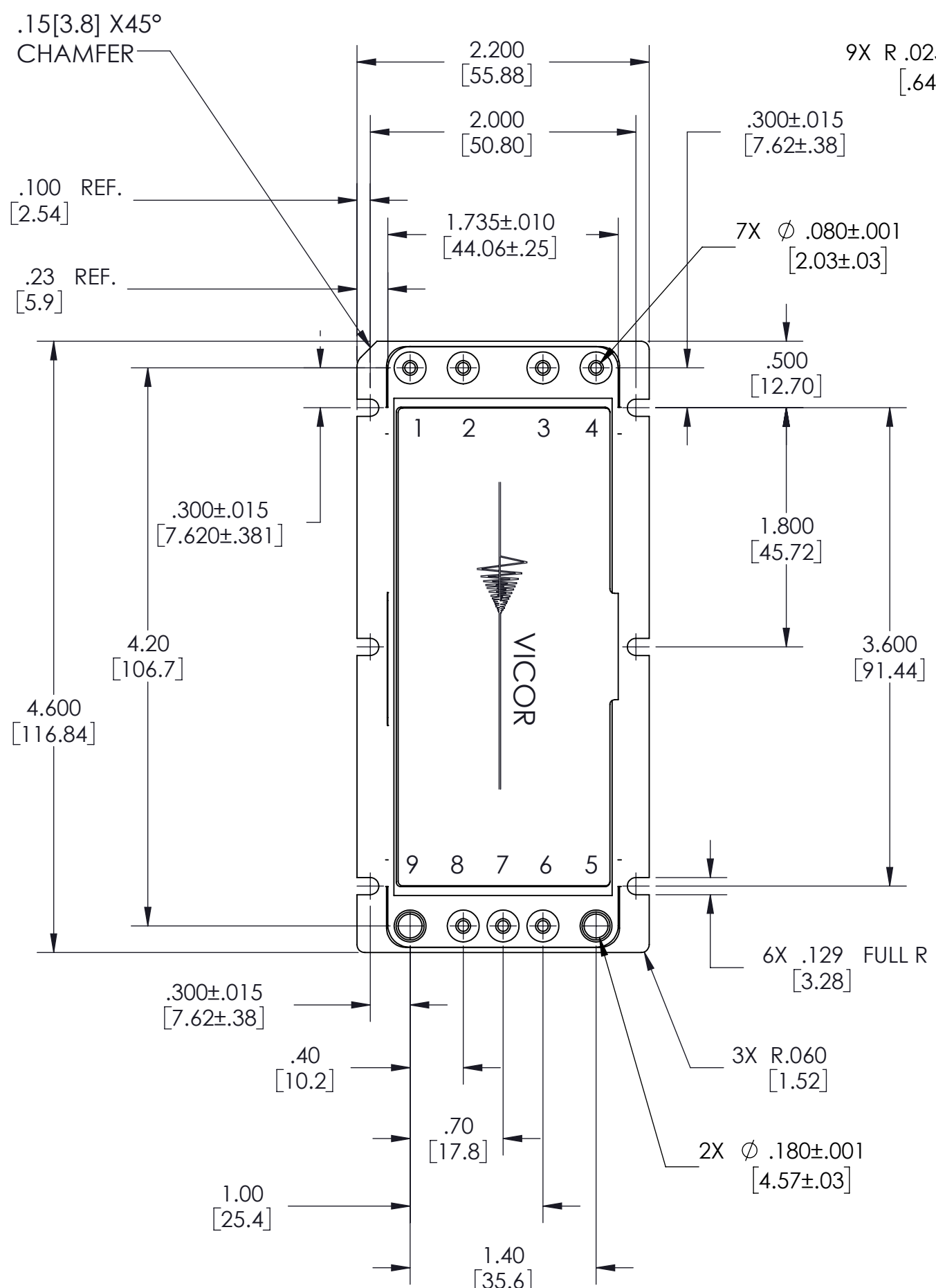
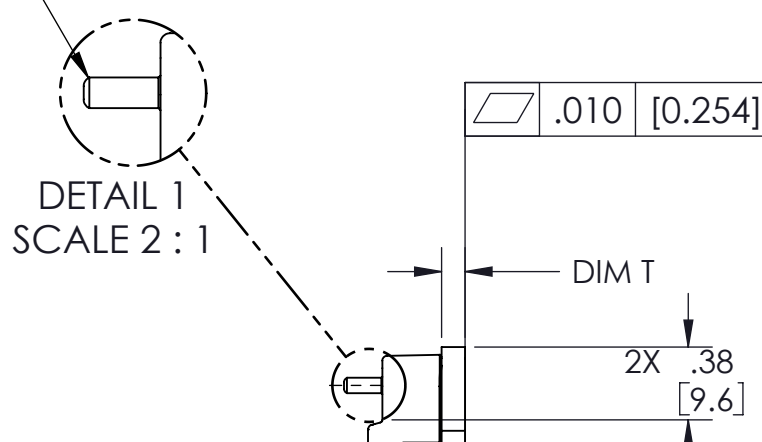


VICOR CONFIDENTIAL  
 THIS DOCUMENT AND THE DATA DISCLOSED HEREIN OR HEREWITH IS NOT TO BE REPRODUCED, USED OR DISCLOSED IN WHOLE OR IN PART TO ANYONE WITHOUT THE PERMISSION OF VICOR CORP.

REV.	DESCRIPTION	INTL	DATE	APVD
1	RELEASE PER E110024a	AR	01/11/11	KUK
2	REVISED PER E190189	CL	03/25/19	RLT
3	REVISED PER E190280	CL	05/15/19	RLT

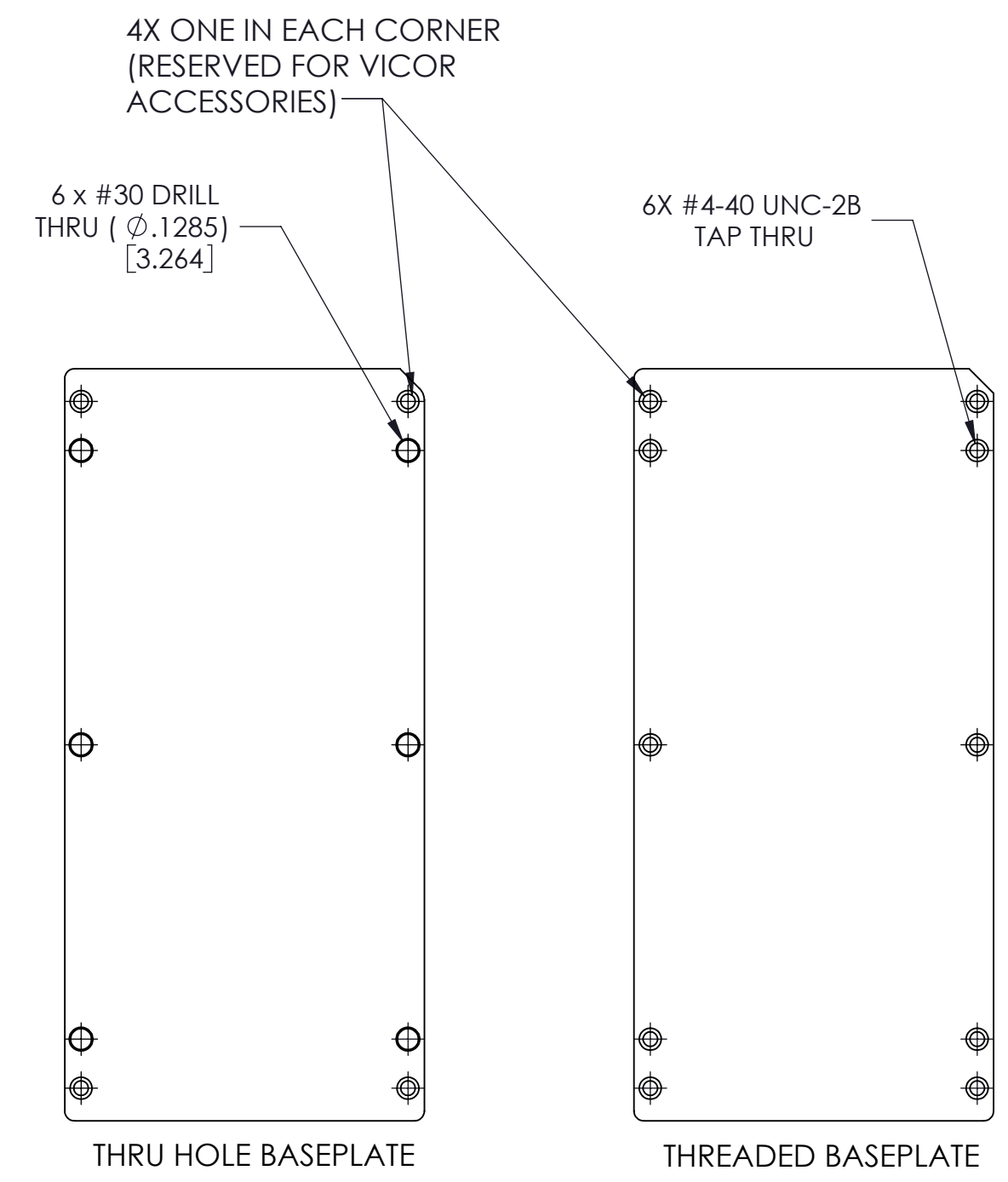


DIMENSION T  
 SLOTTED.....0.12[3.1]  
 THRU & THREADED...0.20[5.1]



DIMENSION L  
 PIN SHORT...0.55±.015 [14.0±.38]  
 PIN LONG...0.63±.015 [16.0±.38]  
 PIN EXTRA LONG...0.71±.015 [18.0±.38]

SLOTTED BASEPLATE  
 DIMENSIONS FOR ALL MODULE TYPES  
 ARE SHOWN ABOVE; VERSIONS AT RIGHT  
 SHOW DIMENSIONS THAT VARY.



NOTES:  
 1. MATERIAL:  
 BASE: 6000 SERIES ALUMINUM  
 PIN PLATING: NICKEL BARRIER FOLLOWED BY (RoHS PINS) GOLD PLATE (30 MICRO INCH MIN); OR PALLADIUM (35 UIN MIN), FOLLOWED BY 3 TO 5 UIN GOLD. (NON-RoHS PINS) TIN/LEAD 90/10 BRIGHT



DRAWN BY Chen-Wei Liu		DATE 5/15/2019		<b>VICOR</b> SWD	
MATERIAL		UNLESS OTHERWISE SPECIFIED DIMENSIONS ARE : INCH / (MM)		<b>OUTLN DWG FAST TRACK MX PLASTIC</b>	
FINISH		TOLERANCES ARE: DECIMALS ANGLES X.XX [X.X] = ±0.01 [0.25] ±1° X.XXX [X.XX] = ±0.005 [0.127]			
THIRD ANGLE PROJECTION		SIZE <b>C</b>	CAGE CODE <b>67131</b>	DWG NO <b>37205</b>	REV <b>3</b>
DO NOT SCALE DRAWING		SCALE 1:1		SHEET 1 OF 1	