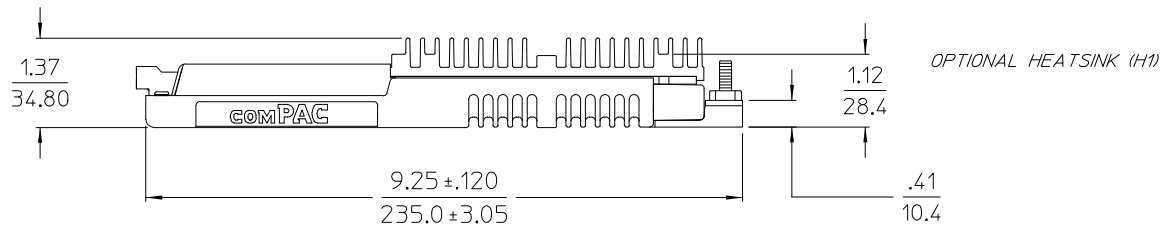
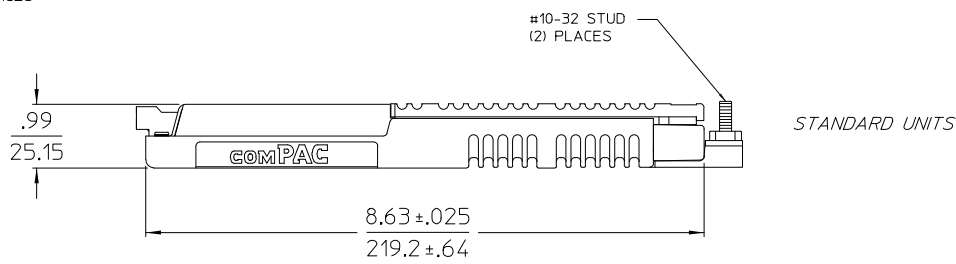
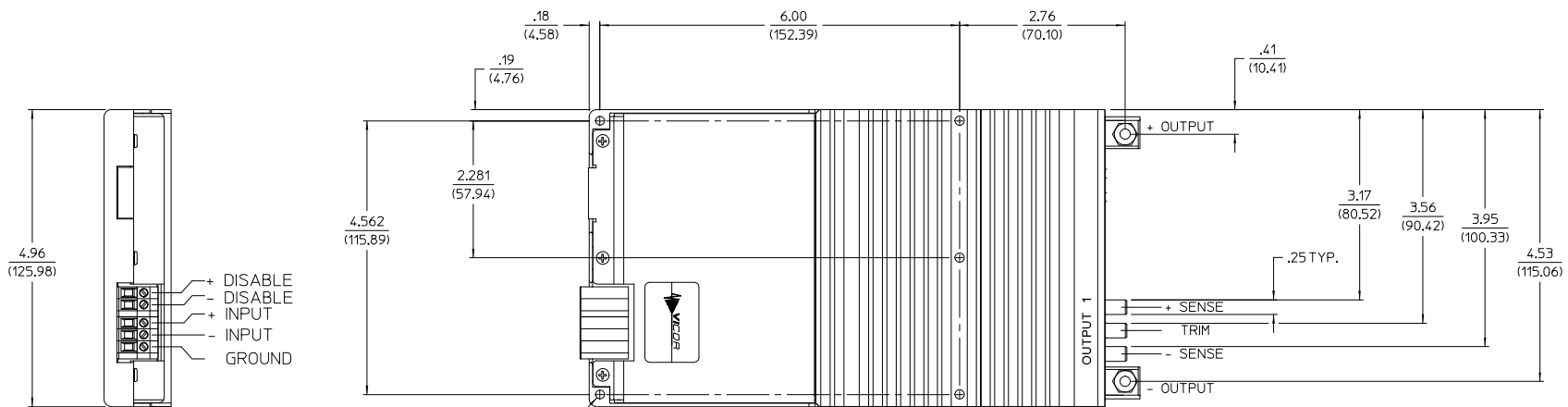


VICOR CONFIDENTIAL

THIS DOCUMENT AND THE DATA DISCLOSED HEREIN OR HEREWITH IS NOT TO BE REPRODUCED, USED, OR DISCLOSED IN WHOLE OR IN PART TO ANYONE WITHOUT PERMISSION OF VICOR CORP.

REV.	DESCRIPTION	DATE	APVD
#1	RELEASED FOR DEVELOPMENT	DPK 06/10/02	GCK
#2	.156 +/- .010, 3.96 +/- .25 was .150 +/- .005, 3.81 +/- .13	REJH 09/06/11	RLT



NOTES:  
1. ALL DIMENSIONS ARE INCH (METRIC)

DRWN BY R.P. KELLY	DATE 06/02	VICOR OUTLINE DRAWING 2 UP COMPAC "M"		
UNLESS OTHERWISE SPECIFIED DIMENSIONS ARE IN INCHES TOLERANCES ARE: FRACTIONS DECIMALS ANGLES XXX ± .XX ± 1° XXX ± .005 ± .005				
THRD ANGLE PROJECTION DO NOT SCALE DRAWING	SIZE D	PSCH NO. 67131	DWG NO. 25349	REV #2
SCALE	SHEET 1	OF 1		