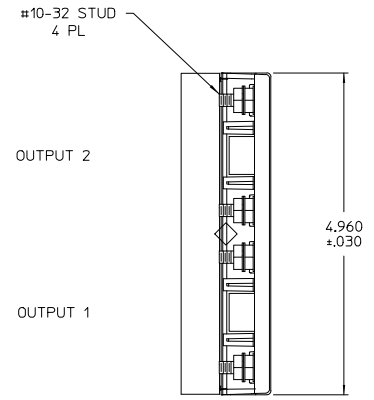
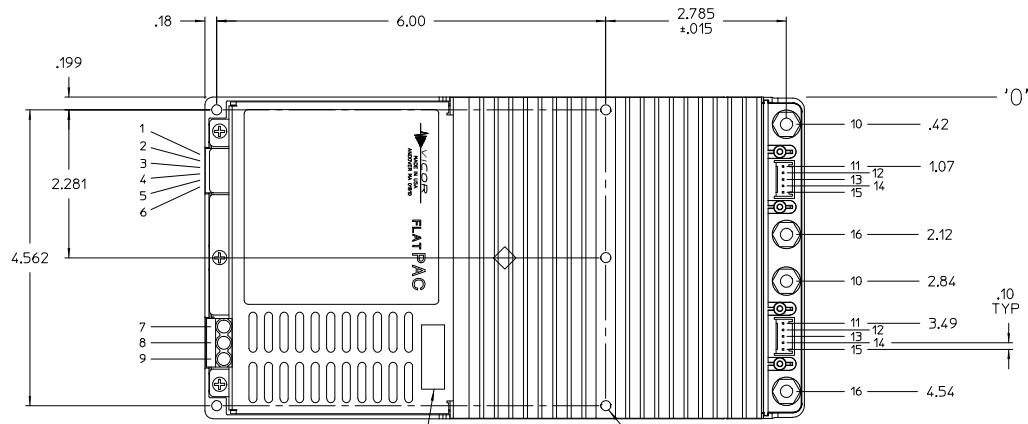
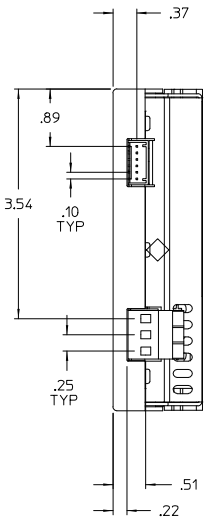
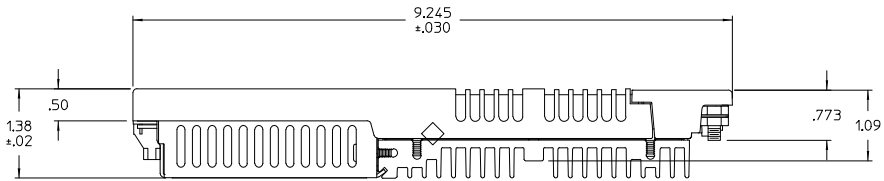


VICOR CONFIDENTIAL

THIS DOCUMENT AND THE DATA DISCLOSED  
HEREIN OR HEREWITH IS NOT TO BE REPRODUCED,  
USED, OR DISCLOSED IN WHOLE OR IN PART  
TO ANYONE WITHOUT PERMISSION OF VICOR CORP.

| REV. | DESCRIPTION         | DATE    | APVD |
|------|---------------------|---------|------|
| 01   | RELSO- E96047       | 9/18/96 | DPK  |
| 2    | REVISED PER E120459 | 5/29/12 | ML   |

- 1 MOD DIS -
- 2 MOD DIS +
- 3 AC OK -
- 4 AC OK +
- 5 BUS OK -
- 6 BUS OK +
- 7 AC IN L1
- 8 AC IN L2/N
- 9 CHASSIS GND
- 10 + OUT
- 11 + OUT SENSE
- 12 + SENSE
- 13 TRIM
- 14 - SENSE
- 15 - OUT SENSE
- 16 - OUT



ADD COMPLIANCE WARNING LABEL 05175

Ø.15 THRU HOLE FOR #6-32 SCREW TORQUED @ 8 IN LBS 5 PLACES

### DUAL OUTPUT 'P' CONFIGURATION

|  |  |                                  |
|--|--|----------------------------------|
| <small>DRAWN BY</small><br>O. BUIZOVSKI<br><small>DATE</small><br>2/28   |  |                                  |
| <small>UNLESS OTHERWISE SPECIFIED</small><br><small>DIMENSIONS ARE IN INCHES</small><br><small>TOLERANCES ARE:</small><br><small>FRACTIONS DECIMALS ANGLES</small><br><small>XXX ±.01 ±.01 ±°</small><br><small>XXX ±.005 ±.005 ±°</small> | <b>OUTLINE DRAWING, 400 W</b><br><b>A/R FLATPAC P CONFIG</b> |                                  |
| <small>THIRD ANGLE PROJECTION</small><br>  | <small>SIZE</small><br>D                                     | <small>FIG. NO.</small><br>67131 |
| <small>DO NOT SCALE DRAWING</small>  | <small>SCALE</small><br>FULL                                 | <small>DWG NO.</small><br>13923  |
|  |  | <small>REV</small><br>2          |
|  |  | <small>SHEET 1 OF 1</small>      |