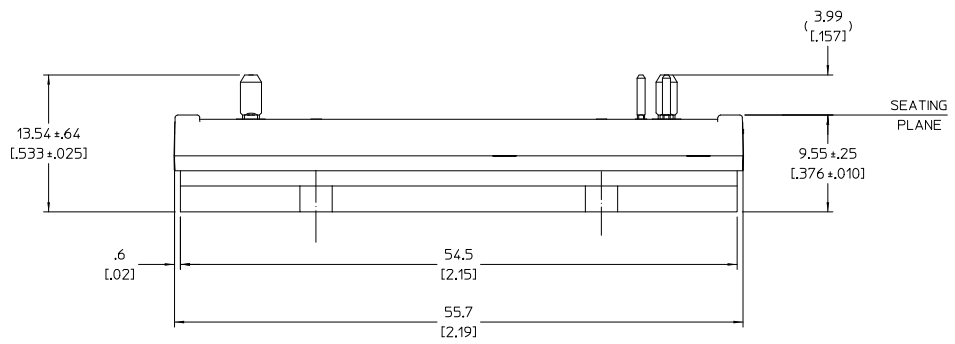
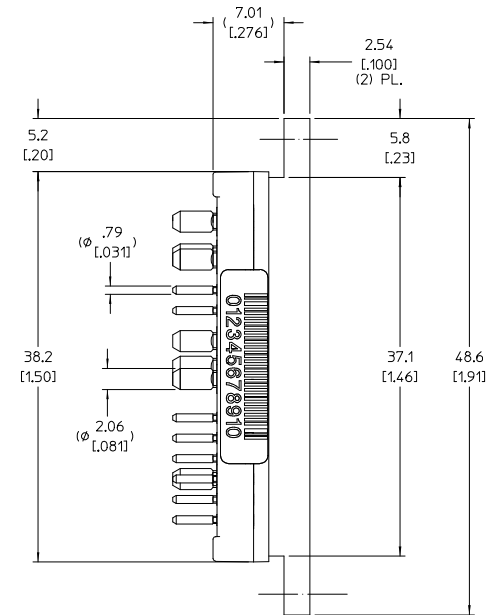
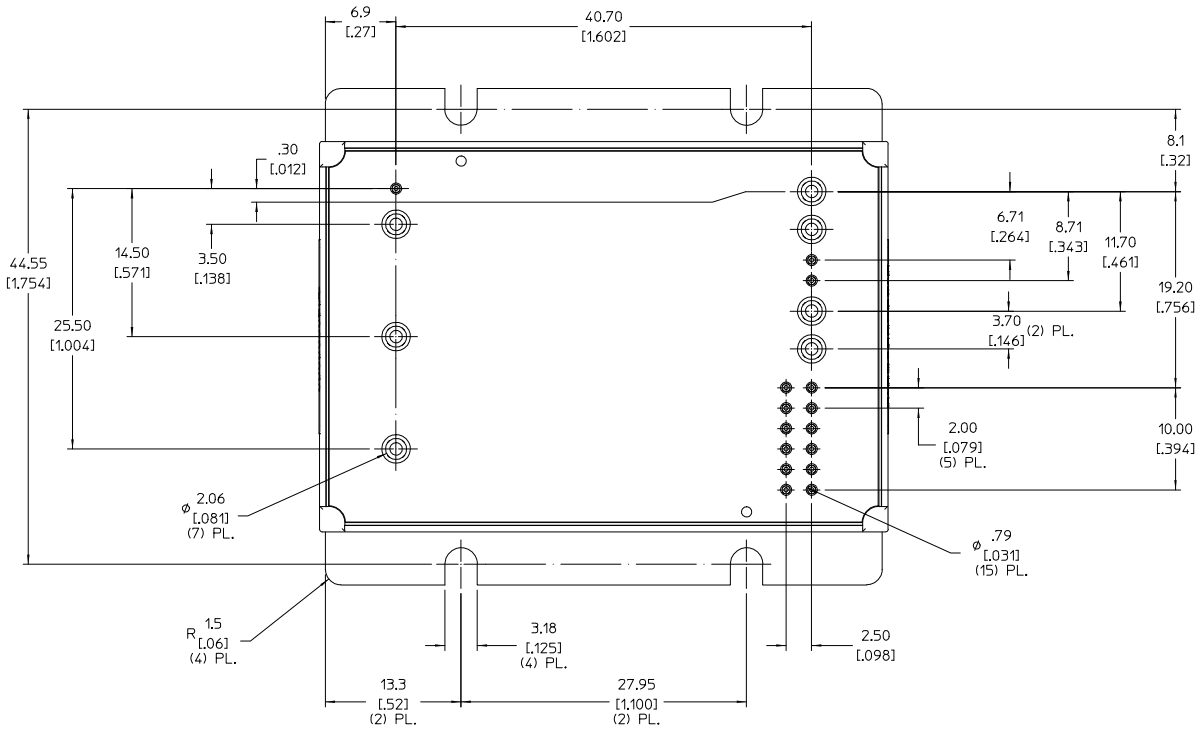


VICOR CONFIDENTIAL

THIS DOCUMENT AND THE DATA DISCLOSED
HEREIN OR HEREWITH IS NOT TO BE REPRODUCED,
USED, OR DISCLOSED IN WHOLE OR IN PART
TO ANYONE WITHOUT PERMISSION OF VICOR CORP.

REV.	DESCRIPTION	DATE	APVD
1	RELEASED PER E091018	JS 10/12/09	RE.H
2	REVISED PER E110177	JR 2/17/11	GCK
3	REVISED PER E110819	JSR 8/12/11	GCK



NOTES:

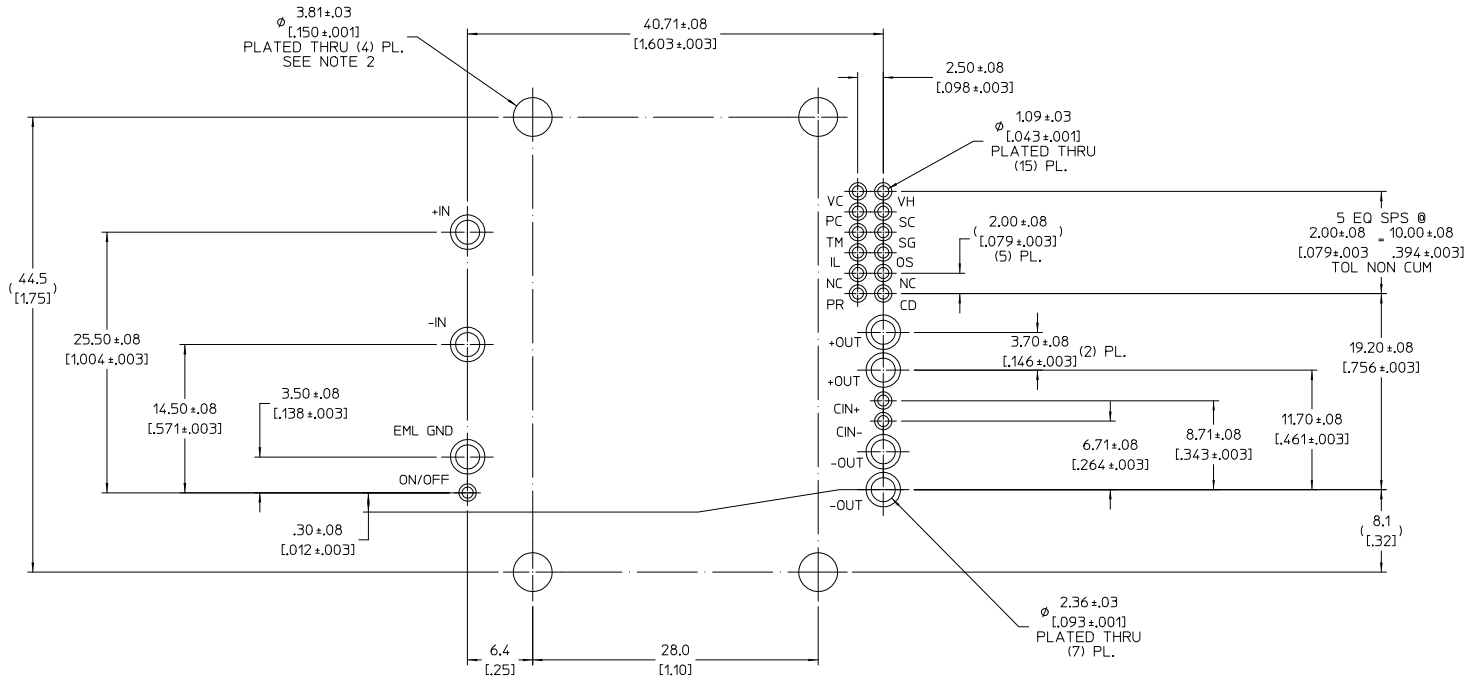
1. RoHS COMPLIANT PER CST-0001 LATEST REVISION.
2. PLATED THROUGH HOLES SHALL BE USED WITH VIBRICK STANDOFF KITS TO GROUND THE BASEPLATE TO THE CUSTOMERS PCB AND/OR COLD PLATE.

DRAWN BY: J.S. JERRY	DATE: 06/15/09				
<small>UNLESS OTHERWISE SPECIFIED: DIMENSIONS ARE IN INCHES TOLERANCES ARE: XX DIMENSIONS ± .005 FROM XXX DIMENSIONS ± .002 FROM</small>					
THIRD ANGLE PROJECTION		SIZE: D	CAGE CODE: 67131	QWS NO: 35689	REV: 3
DO NOT SCALE DRAWING		SCALE: 4:1	SHEET 1 OF 2		

OUTLINE, VIBRICK, FULL, FLANGED
MIL COTS PRM-FILTER

THIS DOCUMENT AND THE DATA DISCLOSED
HEREIN OR HEREWITH IS NOT TO BE REPRODUCED,
USED, OR DISCLOSED IN WHOLE OR IN PART
TO ANYONE WITHOUT PERMISSION OF VICOR CORP.

REV.	DESCRIPTION	DATE	APVD
	SEE SHEET 1 OF 2		



RECOMMENDED PCB PATTERN
(COMPONENT SIDE SHOWN)

DRAWN BY: D.J. LEVINE	DATE: 06/15/09		
UNLESS OTHERWISE SPECIFIED DIMENSIONS ARE IN INCHES TOLERANCES ARE:		OUTLINE, VIBRICK, FULL, FLANGED MIL COTS PRM-FILTER	
FRACTIONS - AS SHOWN DECIMALS - AS SHOWN DIMENSIONS - AS SHOWN			
THIRD ANGLE PROJECTION	SCALE: 4:1	SIZE: D 67131	REV: 3
DO NOT SCALE DRAWING		DWG NO: 35689	SHEET 2 OF 2