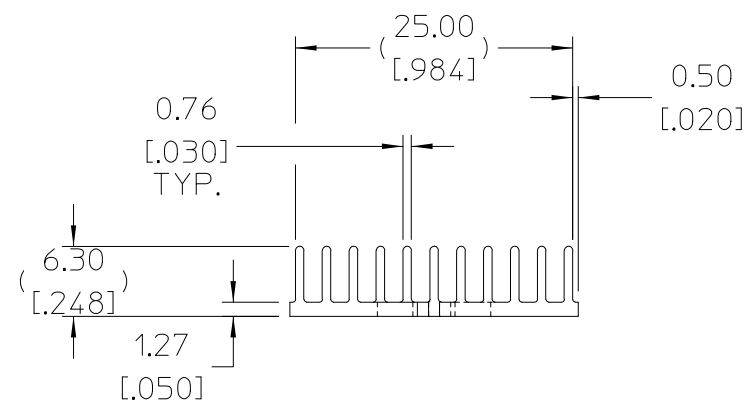
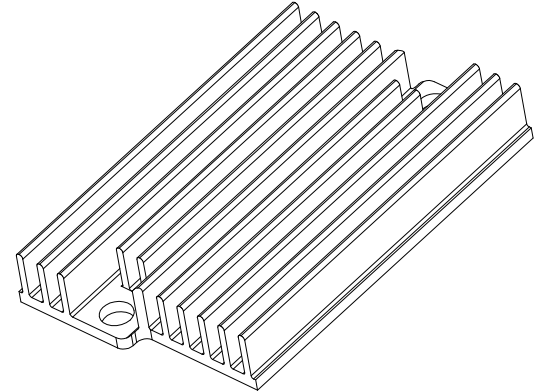
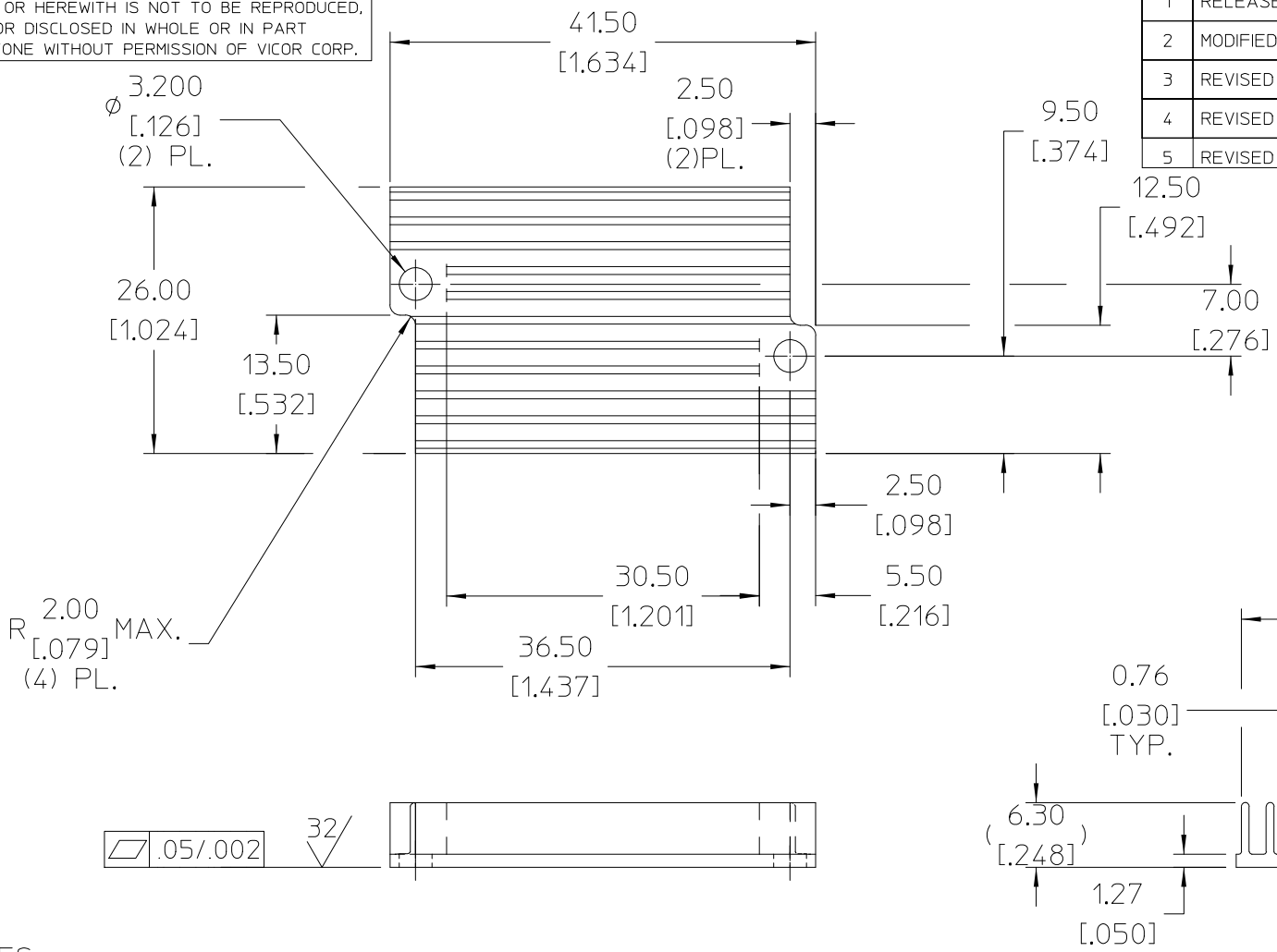


VICOR CONFIDENTIAL

THIS DOCUMENT AND THE DATA DISCLOSED HEREIN OR HEREWITH IS NOT TO BE REPRODUCED, USED, OR DISCLOSED IN WHOLE OR IN PART TO ANYONE WITHOUT PERMISSION OF VICOR CORP.

REV.	DESCRIPTION	DATE	APVD
1	RELEASED PER E063757	PEI 04/03/06	RLT
2	MODIFIED PER E063233	BW 08/02/06	RLT
3	REVISED PER E063328	GCK 9/25/06	ECF
4	REVISED PER E071489	JS 07/18/07	REJH
5	REVISED PER E071779	JS 08/17/07	REJH



- NOTES:
1. MAKE FROM VICOR PART NO. 29804.
 2. FINISH: ANODIZE PER MIL-A-8625, TYPE II, CLASS 2, BLACK.
 3. REMOVE ALL BURRS AND SHARP EDGES.
 4. RoHS COMPLIANT, LEAD FREE PER CST-0001 LATEST REVISION.

DRAWN BY <i>D.CVINAR</i>	DATE <i>3/10/06</i>			
<small>UNLESS OTHERWISE SPECIFIED DIMENSIONS ARE MM (INCH)-TOLERANCES ARE:</small> <small>DECIMALS ANGLES</small> <small>.XX = ±0.25 [01] ±1°</small> <small>.XXX = ±0.127 [005]</small>				
<small>THIRD ANGLE PROJECTION</small> 		HEATSINK, 6.3MM LF PUSH PIN		
SIZE B	FSCM NO. 67131	DWG NO 32623	REV 5	
SCALE 2:1		SHEET 1 OF 1		