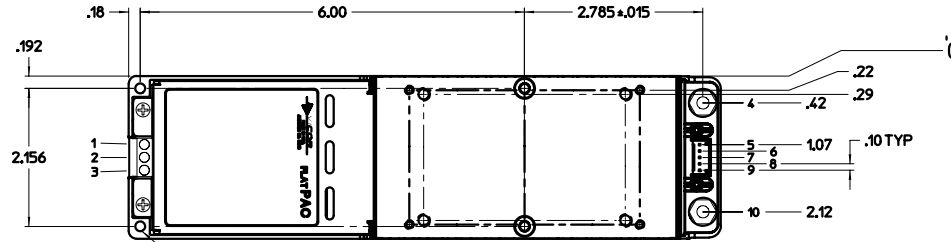
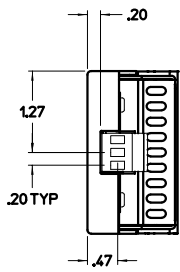
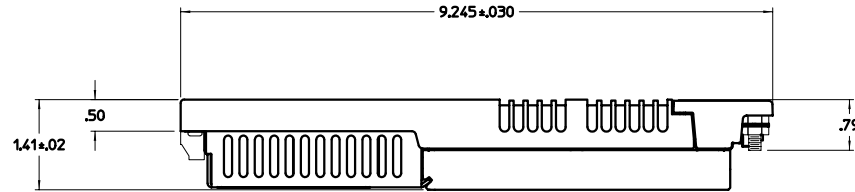


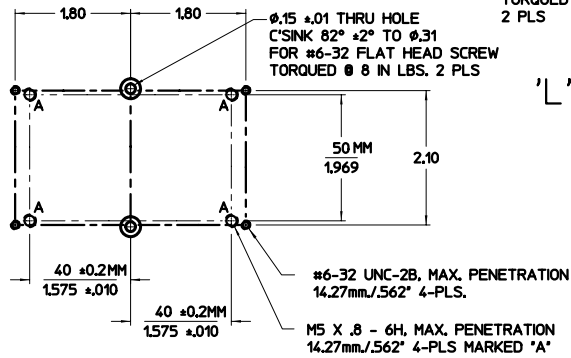
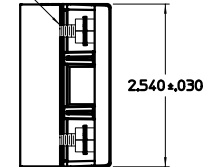
VICOR CONFIDENTIAL
 THIS DOCUMENT AND THE DATA DISCLOSED
 HEREIN OR HEREWITH IS NOT TO BE REPRODUCED,
 USED, OR DISCLOSED IN WHOLE OR IN PART
 TO ANYONE WITHOUT PERMISSION OF VICOR CORP.

REV.	DESCRIPTION	DATE	APVD
01	RELEASE PER E970285	DKC 7/2/97	RCH
02	REVISED PER E980099	DKC 3/23/98	RCH

- 1 AC IN L1
- 2 AC IN L2/N
- 3 CHASSIS GND
- 4 + OUT
- 5 + OUT SENSE
- 6 + SENSE
- 7 TRIM
- 8 - SENSE
- 9 - OUT SENSE
- 10 - OUT



#10-32 STUD
 2 PLS



'L' CONFIGURATION

MOUNTING HOLE PATTERN

NOTES:
 1. MOUNTING HOLE DIMENSIONS ARE METRIC INCH

DESIGNED BY	DATE			
CHECKED BY RELEASED BY DRAWN BY DATE	DATE DATE			
TITLE OUTLINE DRAWING 200W A/R FLATPAC		SIZE D	SHEET NO. 16755	REV. 02
THIRD ANGLE PROJECTION		SCALE FULL	SHEET 1 OF 1	