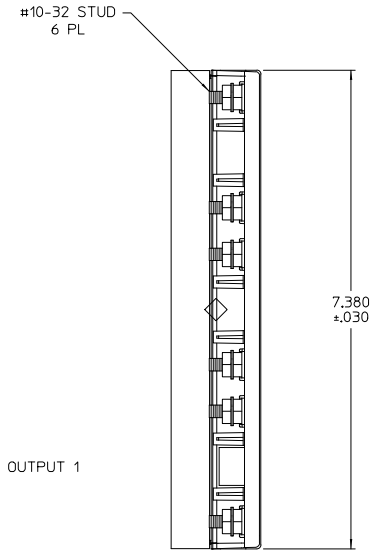
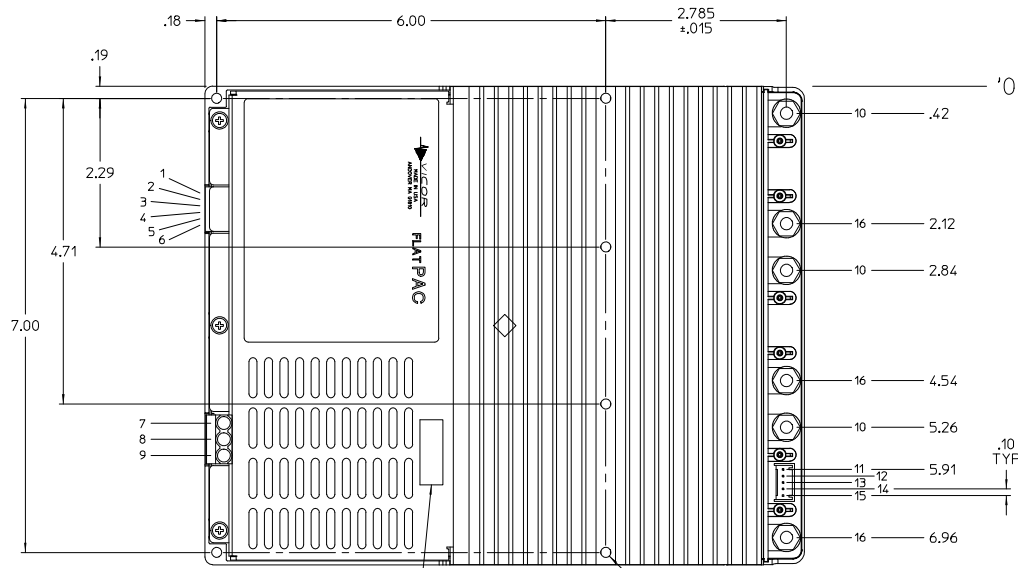
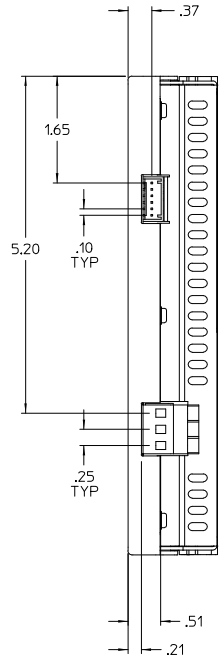
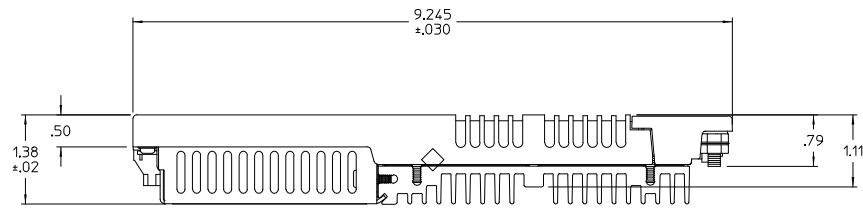


VICOR CONFIDENTIAL

THIS DOCUMENT AND THE DATA DISCLOSED HEREIN OR HEREWITH IS NOT TO BE REPRODUCED, USED, OR DISCLOSED IN WHOLE OR IN PART TO ANYONE WITHOUT PERMISSION OF VICOR CORP.

REV.	DESCRIPTION	DATE	APVD
01	RELEASED PER E970054	PEI 2/25/97	RCH
2	REVISED PER E120459	GCK 5/29/12	ML

- 1 MOD DIS -
- 2 MOD DIS +
- 3 AC OK -
- 4 AC OK +
- 5 BUS OK -
- 6 BUS OK +
- 7 AC IN L1
- 8 AC IN L2/N
- 9 CHASSIS GND
- 10 + OUT
- 11 + OUT SENSE
- 12 + SENSE
- 13 TRIM
- 14 - SENSE
- 15 - OUT SENSE
- 16 - OUT



ADD COMPLIANCE WARNING LABEL 05175

Ø.15 THRU HOLE FOR #6-32 SCREW TORQUED @ 8 IN LBS 6 PLACES

SINGLE OUTPUT 'N' CONFIGURATION

<table border="1"> <tr> <td>DRAWN BY</td> <td>DATE</td> </tr> <tr> <td>P. BUIZOVIC</td> <td>10/98</td> </tr> </table>	DRAWN BY	DATE	P. BUIZOVIC	10/98										
DRAWN BY	DATE													
P. BUIZOVIC	10/98													
<small>UNLESS OTHERWISE SPECIFIED DIMENSIONS ARE IN INCHES - TOLERANCES ARE: FRACTIONS DECIMALS ANGLES</small> <small>+1/64 .005 .010 .010</small>														
OUTLINE DRAWING, 600 W A/R FLATPAC N CONFIG														
<table border="1"> <tr> <td>THIRD ANGLE PROJECTION</td> <td>SIZE</td> <td>PSCM NO.</td> <td>DWG NO.</td> <td>REV</td> </tr> <tr> <td></td> <td>D</td> <td>67131</td> <td>15351</td> <td>2</td> </tr> </table>	THIRD ANGLE PROJECTION	SIZE	PSCM NO.	DWG NO.	REV		D	67131	15351	2	SCALE	FULL	SHEET 1	OF 1
THIRD ANGLE PROJECTION	SIZE	PSCM NO.	DWG NO.	REV										
	D	67131	15351	2										
DO NOT SCALE DRAWING														