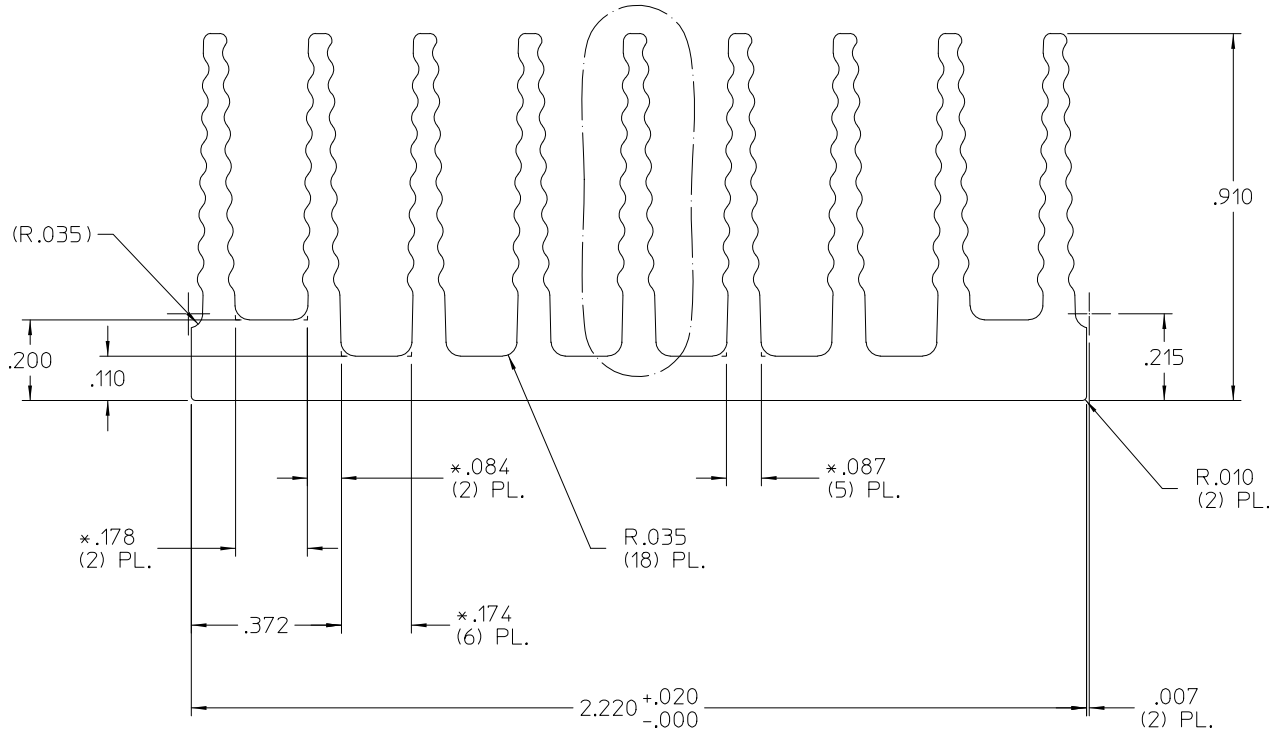


THIS DOCUMENT AND THE DATA DISCLOSED HEREIN OR HEREWITH IS NOT TO BE REPRODUCED, USED, OR DISCLOSED IN WHOLE OR IN PART TO ANYONE WITHOUT PERMISSION OF VICOR CORP.

| REV. | DESCRIPTION | DATE | APPROVED |
|------|------------------|------|----------|
| | SEE SHEET 1 OF 2 | | |

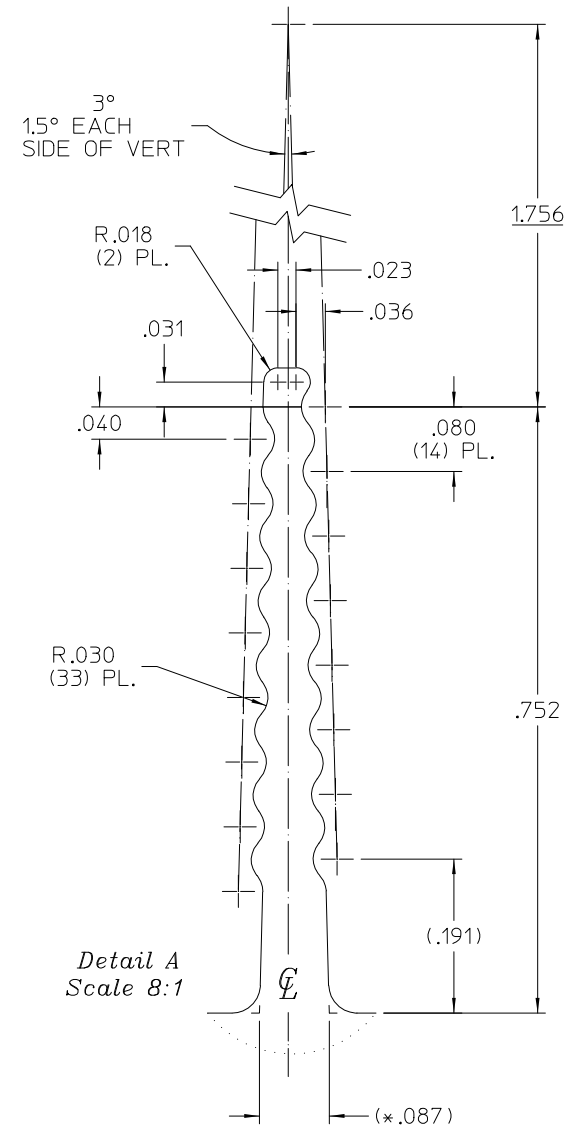
see Detail A



| |
|--------------------|
| PROFILE COMMON FOR |
| 30123 |
| 30181 |
| 30189 |
| 30182 |
| 30188 |

NOTES:

- MATL: ALUMINUM 6063-T5
- * DENOTES DIMENSION TO THEORETICAL SHARP CORNER.
- ALL DIMENSIONS ARE CRITICAL CHARACTERISTICS.
- RoHS COMPLIANT PER CST-0001 LATEST REVISION.
- WORKMANSHIP STANDARDS WS-0004, WS-0006 AND WS-0007 APPLY TO THIS PART.



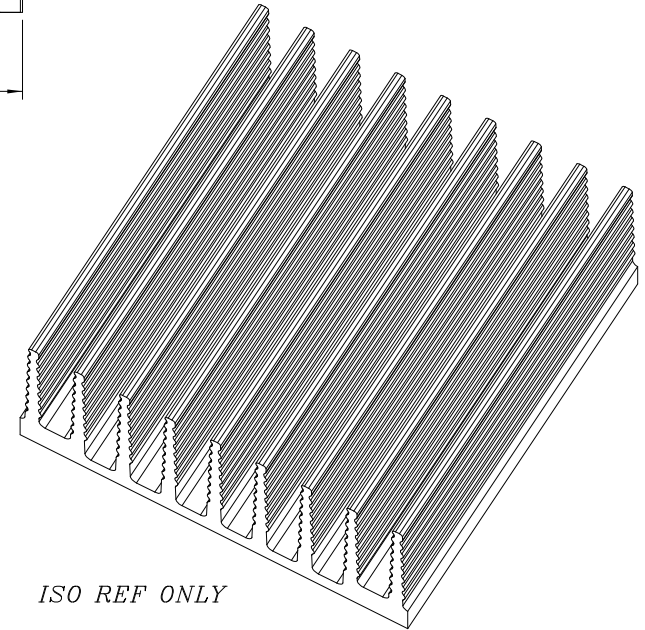
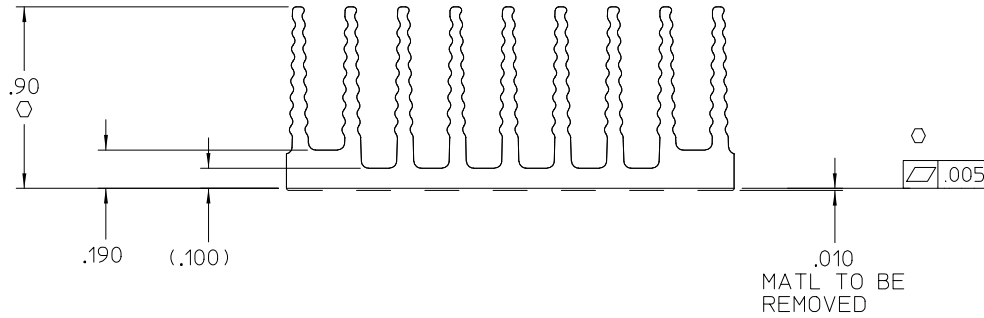
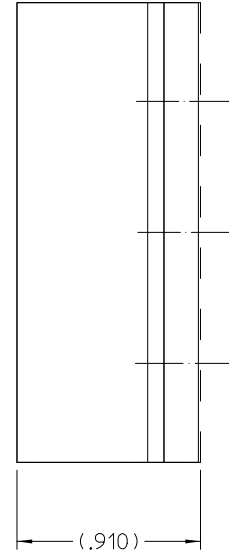
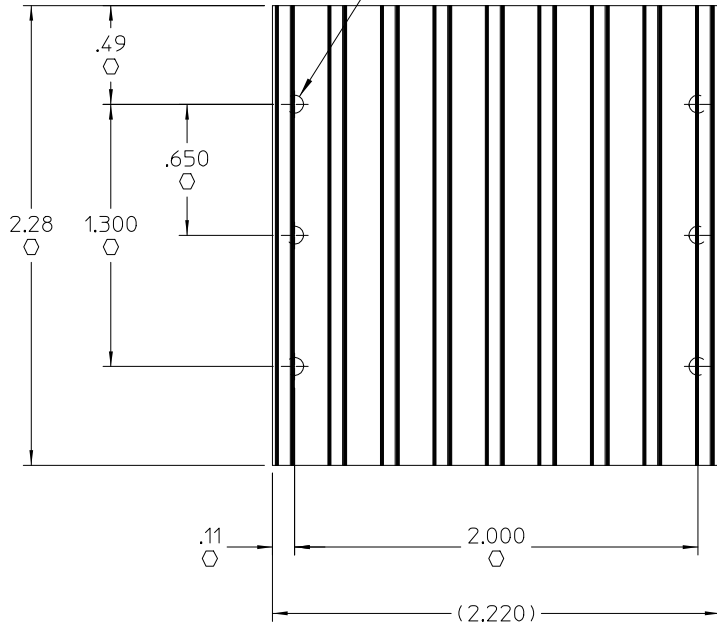
Detail A
Scale 8:1

| | | | | | |
|---|--|-------------------------|---------------------------|------------------------|-----------------|
| DRAWN BY JSARIPPELLA | | DATE 11/16/09 | | | |
| UNLESS OTHERWISE SPECIFIED DIMENSIONS ARE IN INCHES - TOLERANCES ARE: FRACTIONS DECIMALS ANGLES +1/64 .XX+ .01 *1° .XXX-.005 *1° | | | | | |
| THIRD ANGLE PROJECTION | | SIZE C | CAGE CODE 67131 | DWG NO 30189 | REV 4 |
| DO NOT SCALE DRAWING | | SCALE 4:1 | SHEET 2 OF 2 | | |

THIS DOCUMENT AND THE DATA DISCLOSED HEREIN OR HEREWITH IS NOT TO BE REPRODUCED, USED, OR DISCLOSED IN WHOLE OR IN PART TO ANYONE WITHOUT PERMISSION OF VICOR CORP.

| REV. | DESCRIPTION | DATE | APPROVED |
|------|----------------------|--------------|----------|
| 1 | RELEASED PER E050350 | LEK 11/16/05 | EF |
| 2 | RELEASED PER E072386 | JS 10/02/07 | REJH |
| 3 | RELEASED PER E090033 | AR 01/09/09 | REJH |
| 4 | REVISED PER E092035 | JS 11/16/09 | REJH |

○ #4-40 UNC-2B COLD FORM TAP
 .140 DP MIN, FROM FAR SIDE
 DO NOT BREAK THRU
 (6) PL.



NOTES

1. MATERIAL: EXTRUSION SEE SHEET 2 OF 2.
2. REMOVE ALL BURRS AND SHARP EDGES.
- 3. CLEAR FINISH, RoHS COMPLIANT, CHROMIUM FREE PER CST-0001 LATEST REVISION.
4. *O* DENOTES CRITICAL CHARACTERISTIC FOR LOT INSPECTION.

| | | | | | |
|--|------------------|--------------|--------------------|-----------------|----------|
| DRAWN BY <i>P.E.TENI</i> | DATE 06/29/05 | | | | |
| UNLESS OTHERWISE SPECIFIED DIMENSIONS ARE IN INCHES TOLERANCES ARE: XXXX = +0.01 XXXX = +0.005 | | | | | |
| THIRD ANGLE PROJECTION | | SIZE C | CAGE CODE 67131 | DWG NO 30189 | REV 4 |
| DO NOT SCALE DRAWING | | SCALE 2:1 | SHEET 1 OF 2 | | |

HS CFG "B" LONG .9H
 LOW FLOW, THREADED