

8

7

6

5

4

3

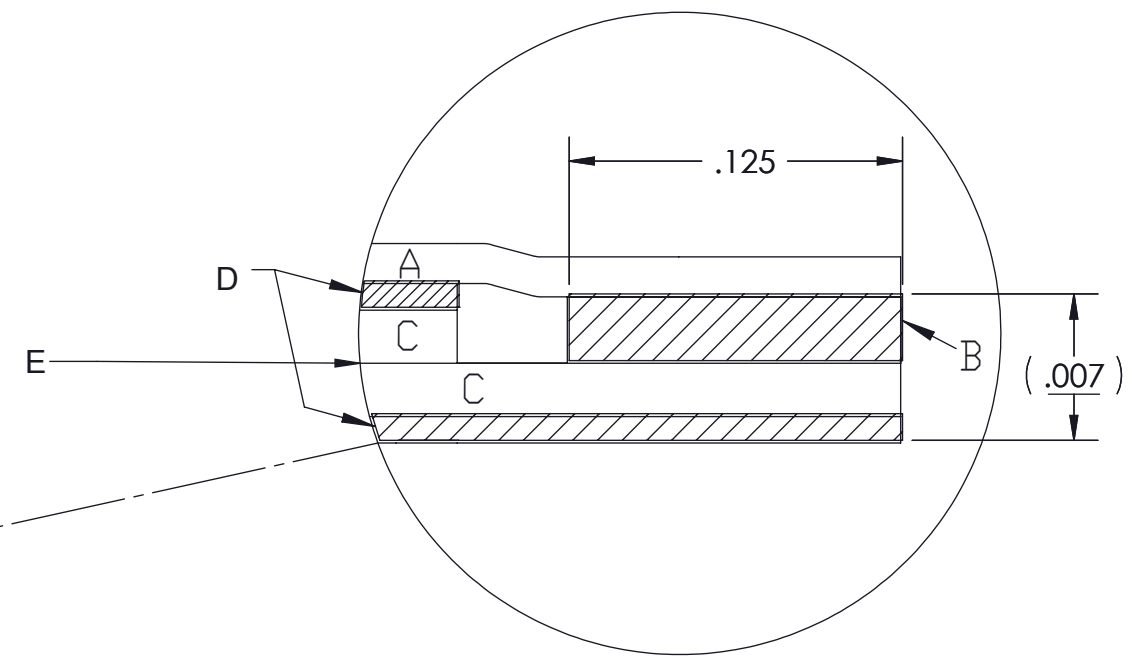
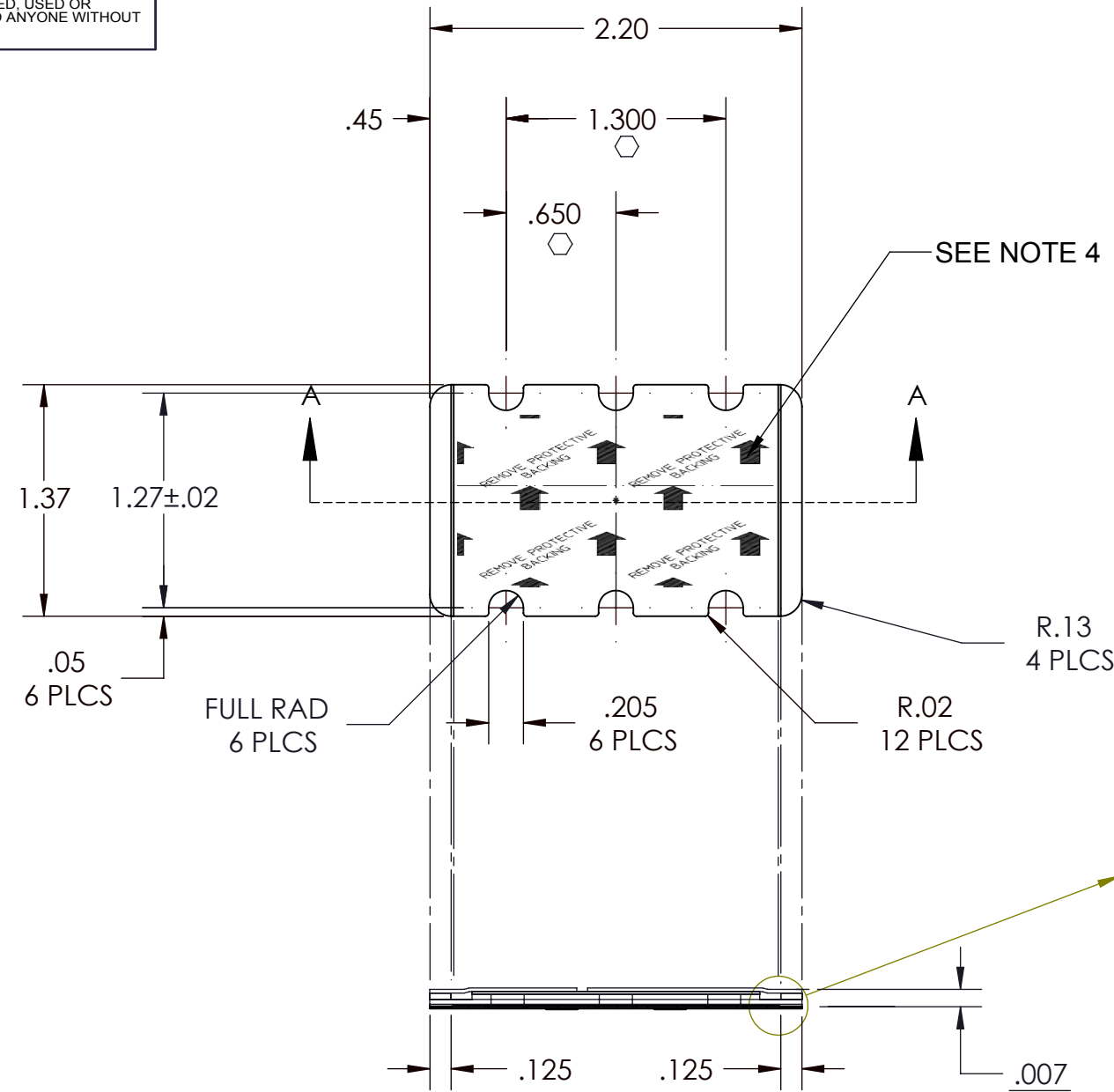
2

1

VICOR CONFIDENTIAL

THIS DOCUMENT AND THE DATA DISCLOSED HEREIN OR HEREWITH IS NOT TO BE REPRODUCED, USED OR DISCLOSED IN WHOLE OR IN PART TO ANYONE WITHOUT THE PERMISSION OF VICOR CORP.

REV.	DESCRIPTION	INTL	DATE	APVD
1	REVISED PER E0430434	PEI	09/16/04	FN
2	REVISED PER E090673c	AR	04/22/09	REJH
3	REVISED PER E091595a	JS	09/10/09	REJH
4	REVISED PER E101310b	KUK	10/22/10	AR
5	REVISED PER E111090	KUK	11/07/11	REJH
6	REVISED PER E170323a	YG	04/03/17	REJH
7	REVISED PER E180886	AY	01/10/19	RLT



SEE DETAIL

SECTION A-A
(VERTICAL THICKNESS IS NOT SHOWN TO SCALE)

DETAIL :

A. SPLIT RELEASE LINER.

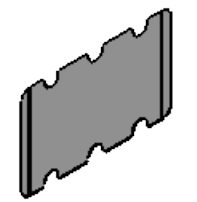
B. ADHESIVE STRIP; .0025 THICK .125 WIDE.

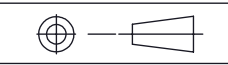
C. ALUMINUM ALLOY 1145-0; .002 THICK.

D. PHASE CHANGE THERMAL COMPOUND; .001 THICK.

E. PHASE CHANGE THERMAL COMPOUND; .0005 THICK.

- NOTES:
- 1. MATERIAL: MAKE FROM HENKEL AL-2-22H-137
 - 2. THICKNESS: .007±.001.
 - 3. SEE DETAIL FOR ASSY ORDER.
 - 4. FOR ARTWORK SHOWN HERE SEE DWG# 20200.
 - 5. ○ DENOTE CRITICAL CHARACTERISTIC FOR LOT INSPECTION.
 - 6. RoHS COMPLIANT PER CST-0001 LATEST REVISION.
 - 7. PRIOR TO ASSEMBLY, PRODUCTS SHALL BE STORED IN A COOL, DRY LOCATION IN ORIGINAL PACKAGING AT TEMPERATURES BELOW 40°C (104°F). UNDER THESE CONDITIONS THE SHELF LIFE IS INDEFINITE. THERMMATE PADS CAN BE PRE-APPLIED TO BASEPLATES OR HEAT SINKS WHICH ARE THEN SHIPPED TO A FINAL ASSEMBLY LOCATION, AS LONG AS THE TEMPERATURE DOES NOT EXCEED THE LEVEL INDICATED ABOVE.



DRAWN BY Krishna Kamath	DATE 5/14/2010	VICOR SWD		
UNLESS OTHERWISE SPECIFIED DIMENSIONS ARE : INCH / [MM]		THERMAL INTERFACE PAD MICRO		
TOLERANCES ARE: DECIMALS ANGLES X.XX [X.X] = ±0.01 [0.25] ±1° X.XXX [X.XX] = ±0.005 [0.127]		SIZE B	CAGE CODE 67131	DWG NO 16192
THIRD ANGLE PROJECTION  DO NOT SCALE DRAWING		REV 7	SHEET 1 OF 1	

8

7

6

5

4

3

2

1