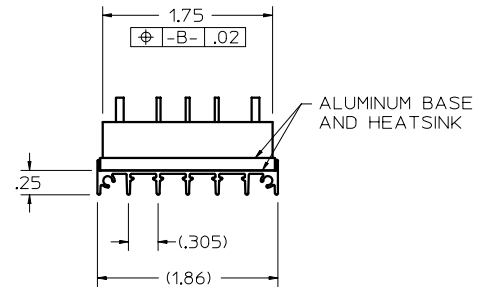
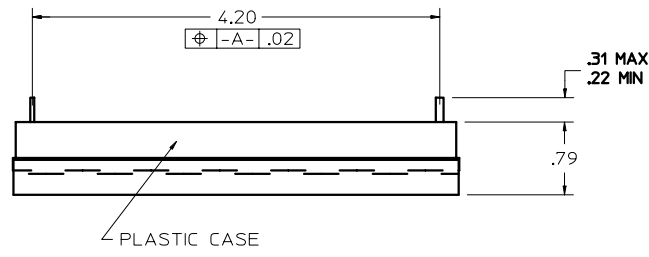
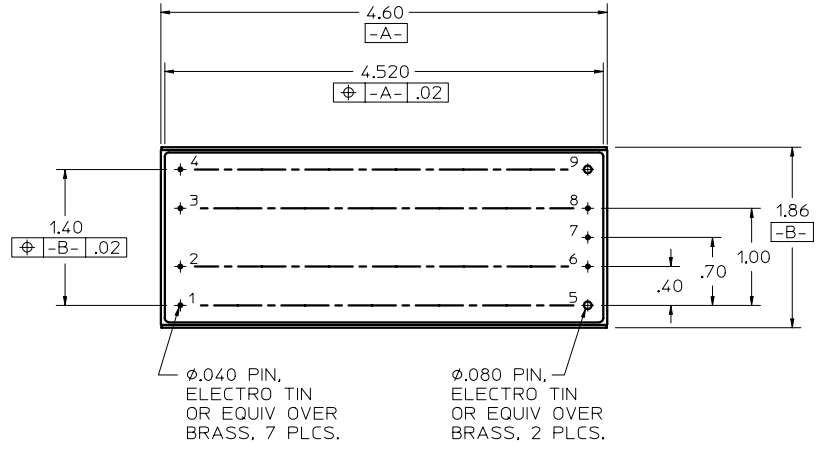


VICOR CONFIDENTIAL

THIS DOCUMENT AND THE DATA DISCLOSED HEREIN OR HEREWITH IS NOT TO BE REPRODUCED, USED, OR DISCLOSED IN WHOLE OR IN PART TO ANYONE WITHOUT PERMISSION OF VICOR CORP.

REV.	DESCRIPTION	DATE	APPROVED
1	RELEASE PER E910657	BJR 11/25/91	WWP
02	REVISED PER E950374	RCM 8/1/95	DPK



PIN #	UNITS/FUNCTION	
	VI-2XX-XX-F1	VI-BXX-XX-F1 (VI-200)
1	+IN	+IN
2	GATE IN	GATE IN
3	GATE OUT	GATE OUT
4	-IN	-IN
5	+OUT	+OUT
6	+SENSE	DO NOT CONNECT
7	TRIM	DO NOT CONNECT
8	-SENSE	DO NOT CONNECT
9	-OUT	-OUT

<small>UNLESS OTHERWISE SPECIFIED TOLERANCES ARE:</small> FRACTIONS DECIMALS ANGLES ± 1/64 .001 ± 1° .001 ± .005	APPROVALS DRAWN: B.J. REEVES	DATE 10/91	
	THIRD ANGLE PROJECTION 		
DO NOT SCALE DRAWING	SIZE (PSCH NO.) C 67131	DWG. NO. 06181	REV. 02
	SCALE: FULL		SHEET 1 OF 1