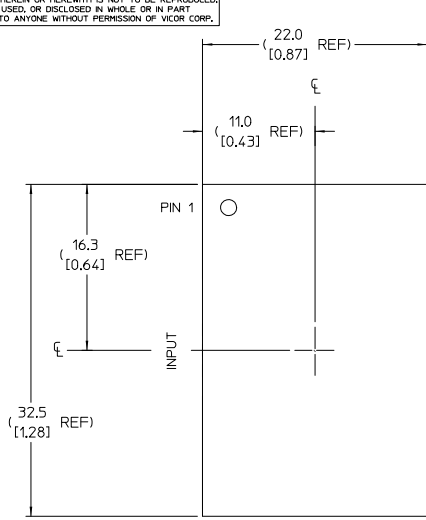


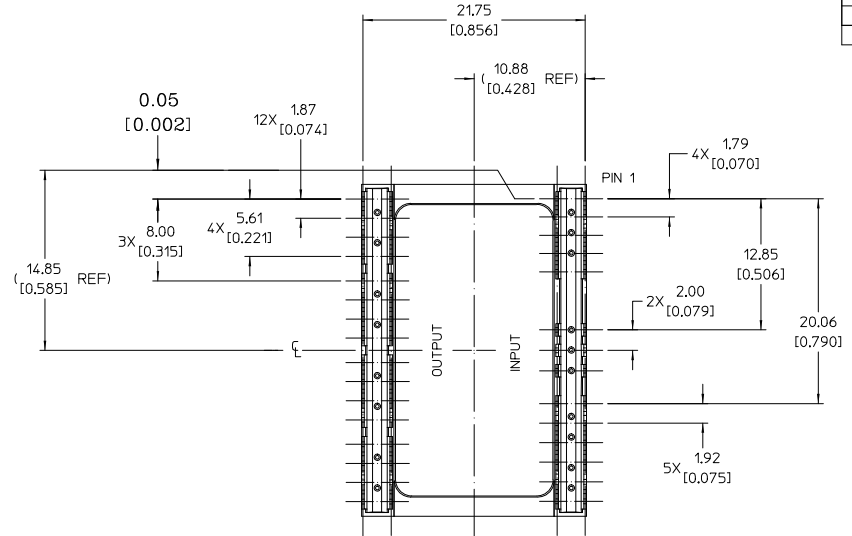
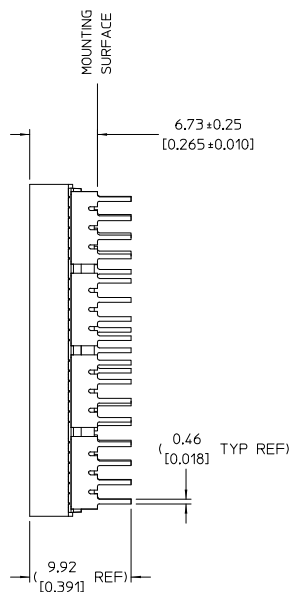
VICOR CONFIDENTIAL

THIS DOCUMENT AND THE DATA DISCLOSED HEREIN OR HEREWITH IS NOT TO BE REPRODUCED, USED, OR DISCLOSED IN WHOLE OR IN PART TO ANYONE WITHOUT PERMISSION OF VICOR CORP.

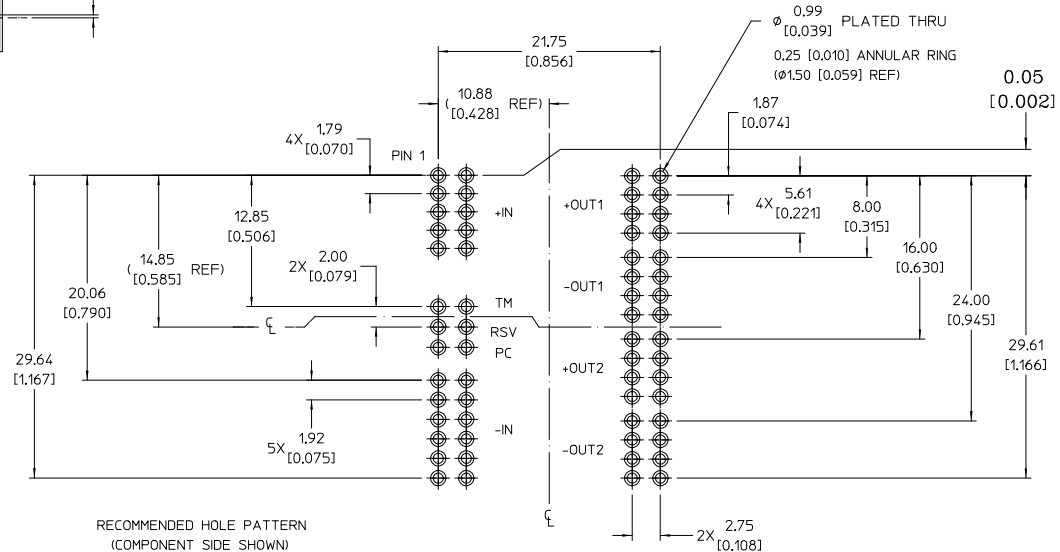
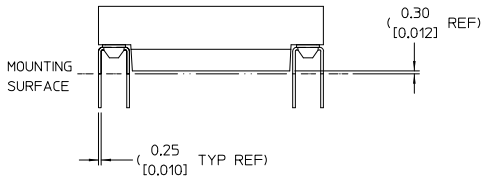
REV.	DESCRIPTION	DATE	APPRO
1	RELEASED PER E080738	SA 4/11/08	REJH
2	REVISED PER E090393	GCK 02/24/09	REJH
3	REVISED PER E090487b	EM 03/19/09	RH



TOP VIEW (COMPONENT SIDE)



BOTTOM VIEW



RECOMMENDED HOLE PATTERN (COMPONENT SIDE SHOWN)

- NOTES:
1. DIMENSIONS ARE MM [INCH]
  2. UNLESS OTHERWISE SPECIFIED TOLERANCES ARE:  
X.X [X.XX] = +0.25 [0.01]  
X.XX [X.XXX] = +0.13 [0.005]
  3. RoHS COMPLIANT PER CST-0001 LATEST REVISION

<small>DRAWN BY</small> R.E. Hickey <small>DATE</small> 07/19/09 <small>UNLESS OTHERWISE SPECIFIED DIMENSIONS ARE IN MILLIMETERS</small> <small>TOLERANCES ARE:</small> X.XX ± 0.25 X.XXX ± 0.13 <small>FRACTIONS DECIMALS ANGLES</small> 3/32" ± 0.005 30° ± 0.05 <small>THIRD ANGLE PROJECTION</small>	 <b>TH-LEAD_BCM OUTLINE</b>
<small>THIRD ANGLE PROJECTION</small>  <small>DO NOT SCALE DRAWING</small>	<small>SIZE</small> D <small>PSCM NO.</small> 67131 <small>DWG NO.</small> 33341 <small>REV</small> 3 <small>SCALE</small> 4:1 <small>SHEET</small> 1 OF 1