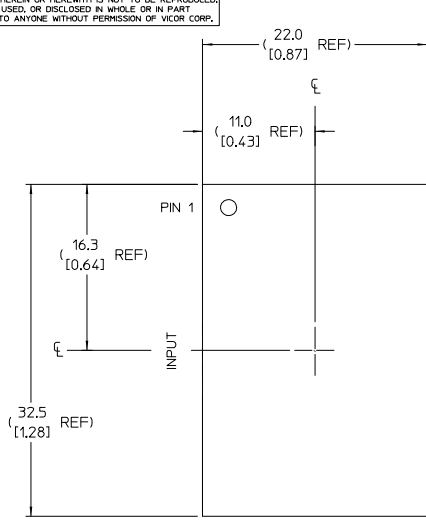


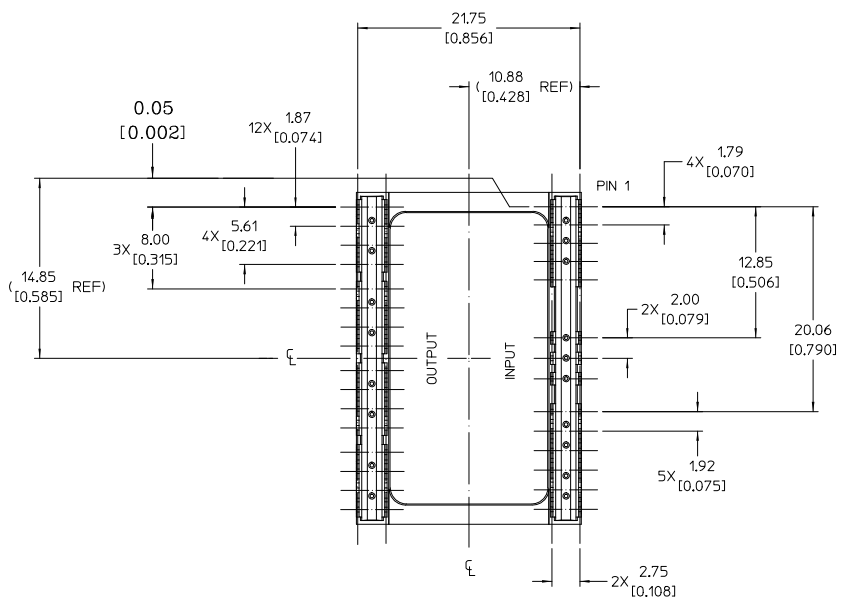
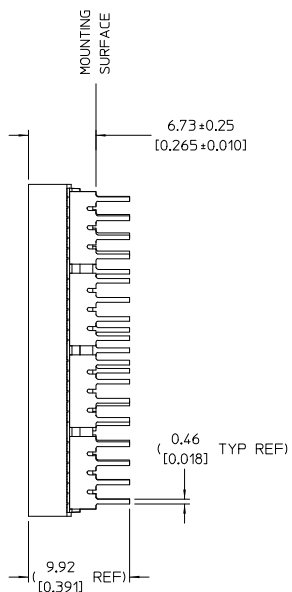
VICOR CONFIDENTIAL

THIS DOCUMENT AND THE DATA DISCLOSED HEREIN OR HEREWITH IS NOT TO BE REPRODUCED, USED, OR DISCLOSED IN WHOLE OR IN PART TO ANYONE WITHOUT PERMISSION OF VICOR CORP.

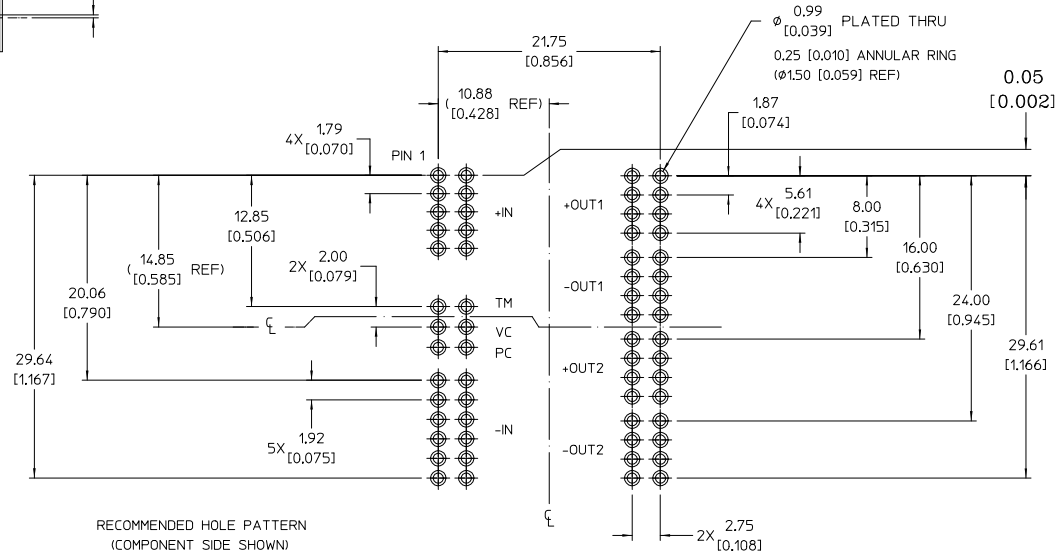
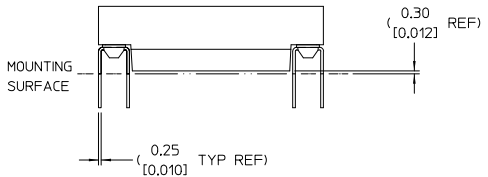
REV.	DESCRIPTION	DATE	APVD
1	RELEASED PER E071616	JS 07/31/07	MK
2	REVISED PER E090393	GCK 02/24/09	REJH
3	REVISED PER E090487d	EM 03/19/09	RH



TOP VIEW (COMPONENT SIDE)



BOTTOM VIEW



RECOMMENDED HOLE PATTERN (COMPONENT SIDE SHOWN)

- NOTES:
1. DIMENSIONS ARE MM [INCH]
 2. UNLESS OTHERWISE SPECIFIED TOLERANCES ARE:
X.X [X.XX] = +0.25 [0.01]
X.XX [X.XXX] = +0.13 [0.005]
 3. RoHS COMPLIANT PER CST-0001 LATEST REVISION

<small>DRAWN BY</small> R.E. Wiley <small>DATE</small> 07/19/08 <small>UNLESS OTHERWISE SPECIFIED DIMENSIONS ARE IN INCHES</small> <small>TOLERANCES ARE:</small> FRACTIONS DECIMALS ANGLES 1/16" ± 0.005 0.001 ± 0.005 1° ± 0.005 <small>THIRD ANGLE PROJECTION</small> <small>DO NOT SCALE DRAWING</small>	 TH-LEAD, VTM OUTLINE <small>SIZE</small> D <small>P/SCH NO.</small> 67131 <small>DWG NO.</small> 32939 <small>REV</small> 3 <small>SCALE</small> 4:1 <small>SHEET</small> 1 OF 1
---	---