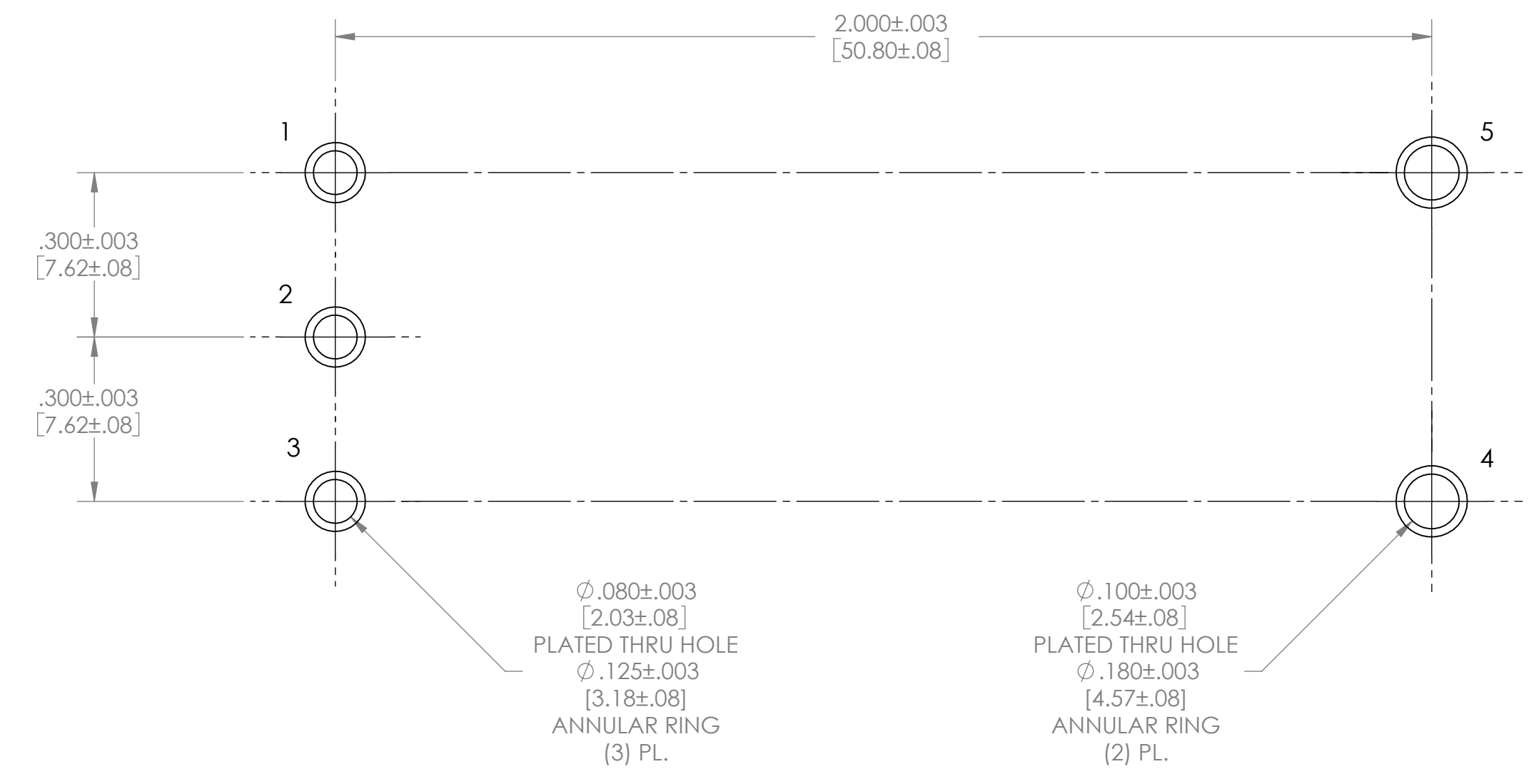
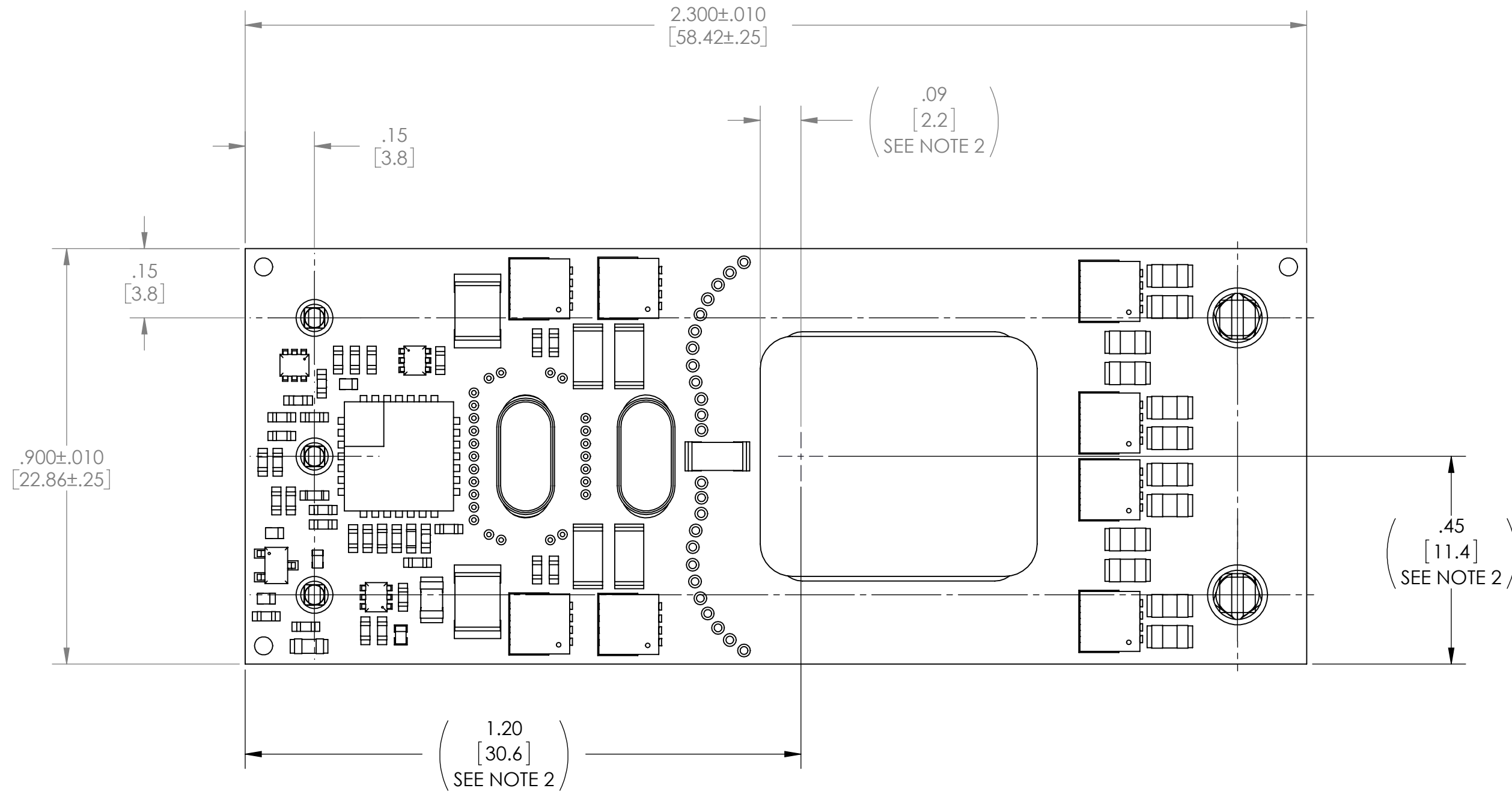


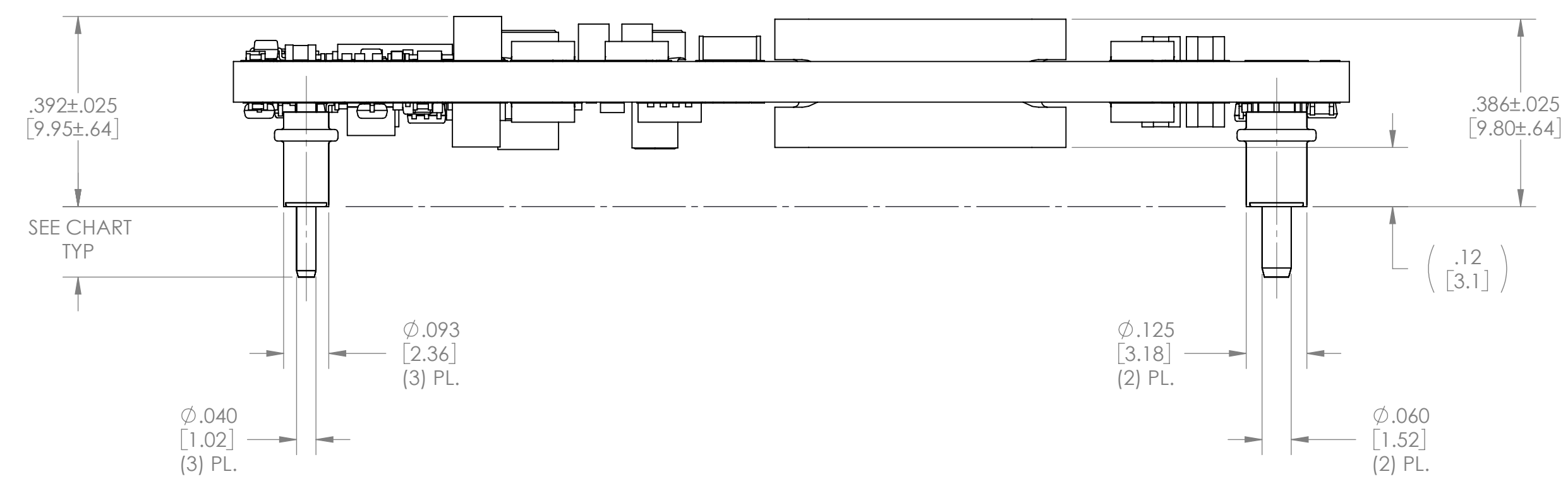
VICOR CONFIDENTIAL
 THIS DOCUMENT AND THE DATA DISCLOSED HEREIN OR
 HEREIN IS NOT TO BE REPRODUCED, USED OR
 DISCLOSED IN WHOLE OR IN PART TO ANYONE WITHOUT
 THE PERMISSION OF VICOR CORP.

REV.	DESCRIPTION	DATE	APPROVED
1	RELEASE PER E120306	REJH	04/06/12
2	REVISED PER E131710	GCK	12/9/2013

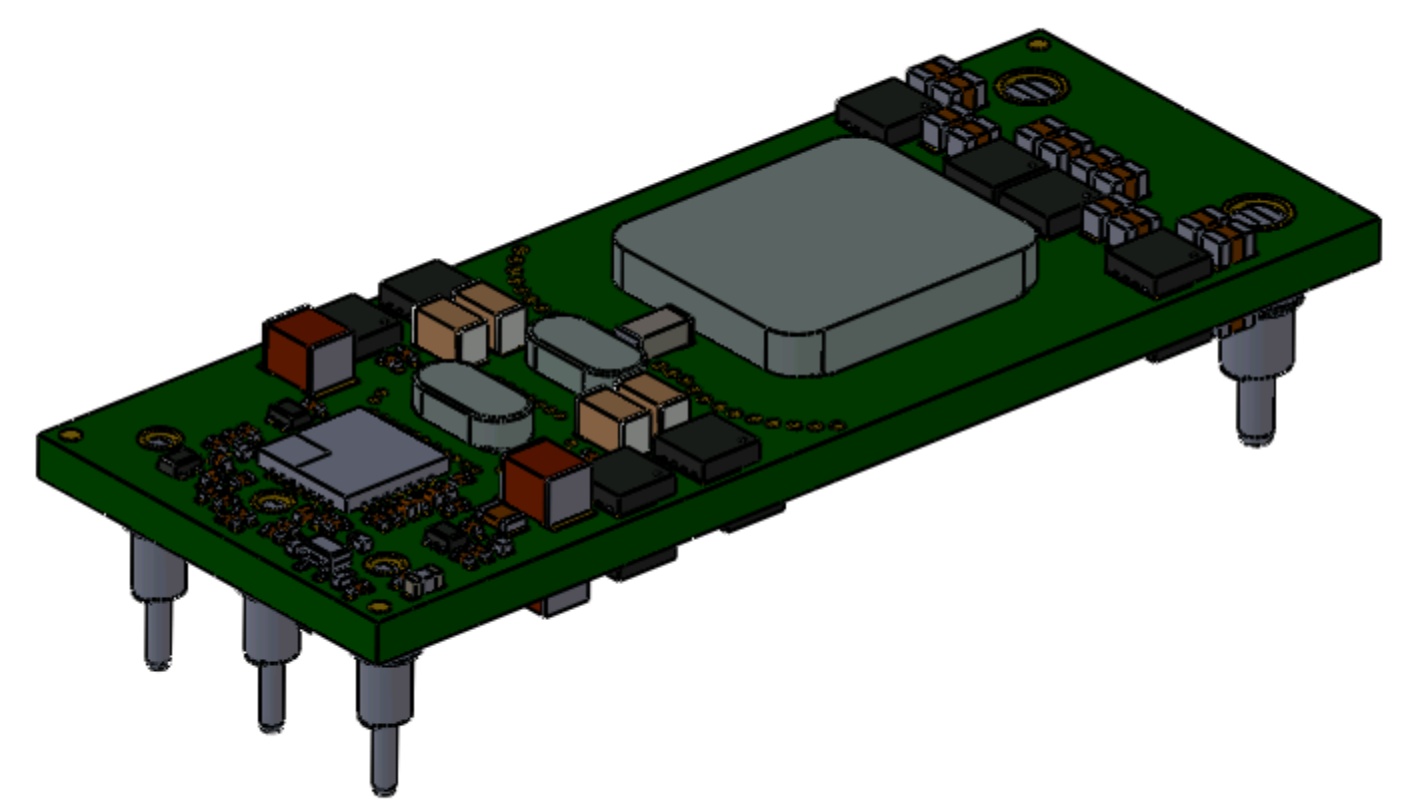


RECOMMENDED LAND PATTERN
 (COMPONENT SIDE SHOWN)

PIN	DESIGNATION
1	+IN
2	EN
3	-IN
4	-OUT
5	+OUT



DESIGNATOR	LENGTH
1	.145 [3.68]
2	.210 [5.33]
3	.180 [4.57]



- NOTES:
1. RoHS COMPLIANT PER CST-0001 LATEST REVISION.
 2. REFERENCE DIMENSIONS FOR THE ASSEMBLY CENTER OF GRAVITY.

DRAWN BY MBL	DATE 07/22/11	VICOR <small>SWD</small>	
UNLESS OTHERWISE SPECIFIED DIMENSIONS ARE: INCH / [MM]		OUTL DWG, 1/8 BRICK, K=1/5 (G)	
TOLERANCES ARE: DECIMALS: .001, .002, .005, .010, .015, .020, .030, .040, .050, .060, .070, .080, .090, .100, .125, .150, .200, .250, .300, .375, .500, .625, .750, .875, 1.000, 1.250, 1.500, 2.000, 2.500, 3.000, 3.750, 4.500, 5.000, 6.000, 7.500, 9.000, 10.000, 12.500, 15.000, 18.000, 20.000, 25.000, 30.000, 37.500, 45.000, 50.000, 60.000, 75.000, 90.000, 100.000, 125.000, 150.000, 180.000, 200.000, 250.000, 300.000, 375.000, 450.000, 500.000, 600.000, 750.000, 900.000, 1000.000 ANGLES: ±1°		SIZE D	CAGE CODE 67131
THIRD ANGLE PROJECTION 		DWG NO 37745	REV 2
DO NOT SCALE DRAWING		SCALE 4:1	SHEET 1 OF 1