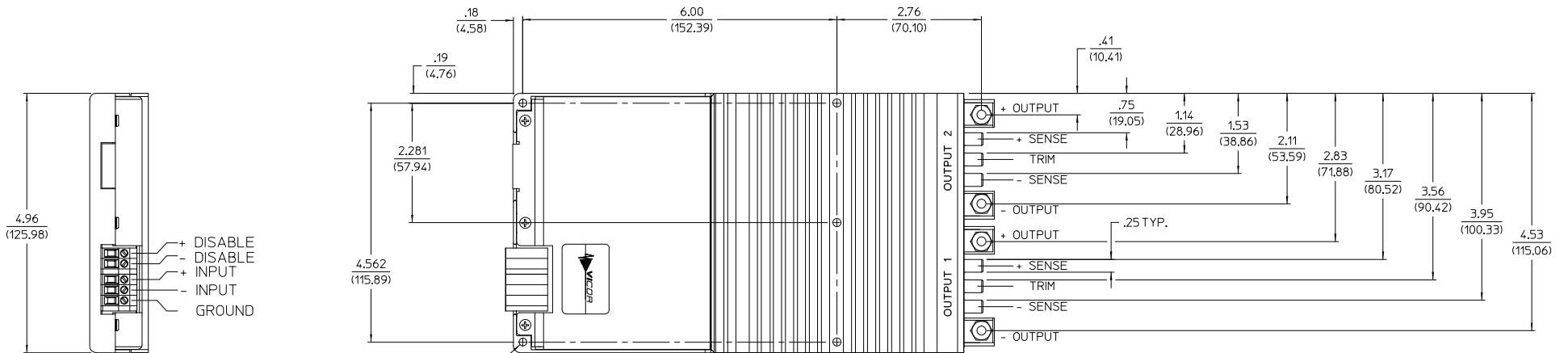


VICOR CONFIDENTIAL

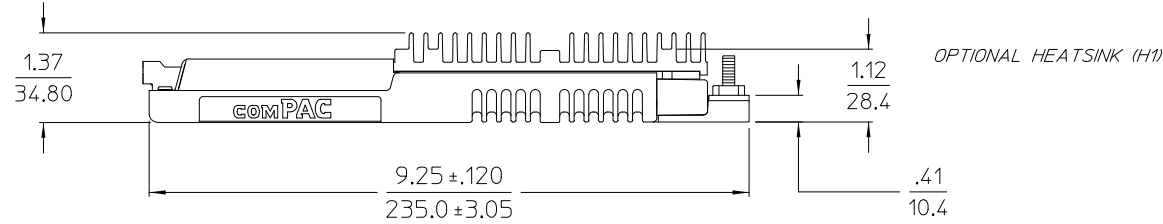
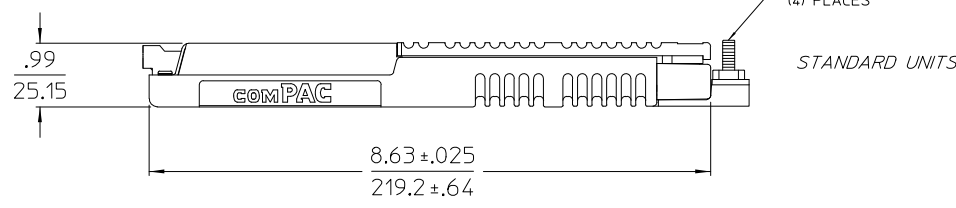
THIS DOCUMENT AND THE DATA DISCLOSED HEREIN OR HEREWITH IS NOT TO BE REPRODUCED, USED, OR DISCLOSED IN WHOLE OR IN PART TO ANYONE WITHOUT PERMISSION OF VICOR CORP.

REV.	DESCRIPTION	DATE	APVD
#1	RELEASED FOR DEVELOPMENT	DPK 06/10/02	RCK
#2	.156 +/- .010, 3.96 +/- .25 was .150 +/- .005, 3.81 +/- .13	RE:JH 09/09/11	RLT



$\phi .156 \pm .010$  THRU  
 $3.96 \pm .25$   
(5) PLACES

#8-32 STUD  
(4) PLACES



NOTES:  
1. ALL DIMENSIONS ARE INCH (METRIC)

DRWN BY: R.P. KELLY	DATE: 06/02	VICOR OUTLINE DRAWING 2 UP COMPAC "P"		
UNLESS OTHERWISE SPECIFIED DIMENSIONS ARE IN INCHES TOLERANCES ARE: FRACTIONS DECIMALS ANGLES +1/16 .005 .01 .01				
THRD ANGLE PROJECTION: D	SIZE: D	PSCH NO.: 67131	DWG NO.: 25353	REV: #2
DO NOT SCALE DRAWING	SCALE:	SHEET 1	OF 1	