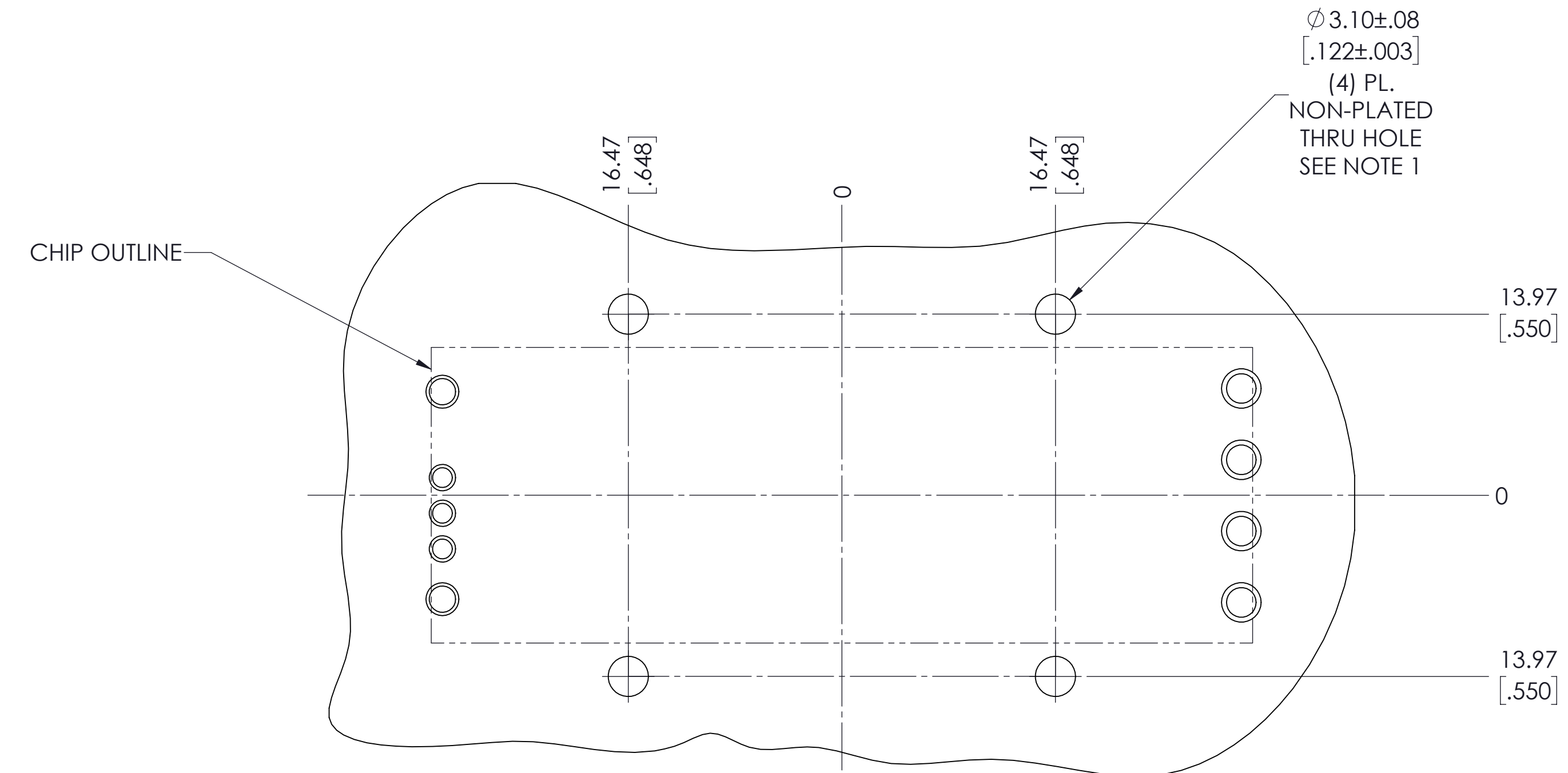
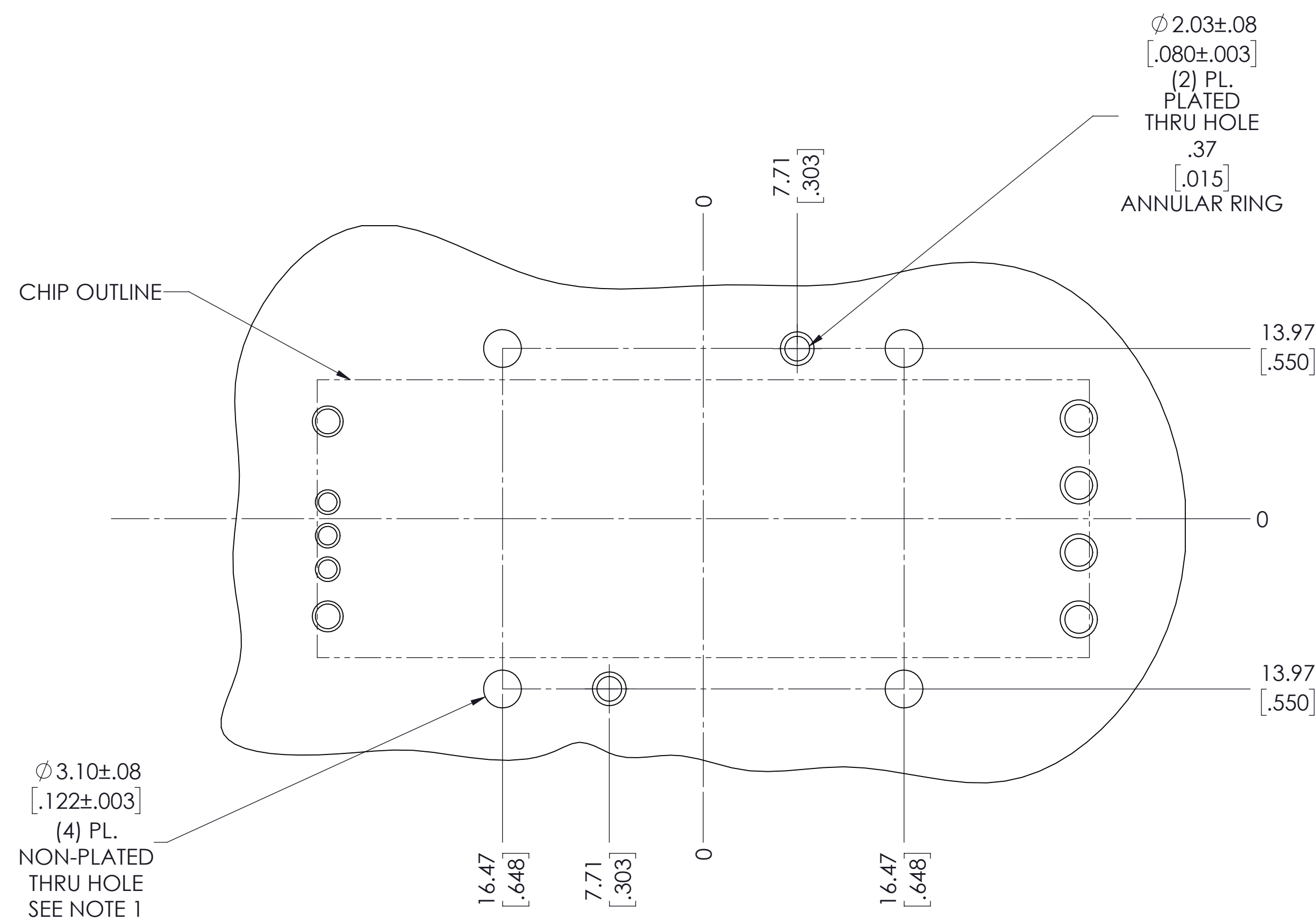


VICOR CONFIDENTIAL  
 THIS DOCUMENT AND THE DATA DISCLOSED HEREIN OR  
 HEREWITH IS NOT TO BE REPRODUCED, COPIED, OR  
 DISCLOSED IN WHOLE OR IN PART TO ANYONE WITHOUT  
 THE PERMISSION OF VICOR CORP.

REV.	DESCRIPTION	INTL	DATE	APVD
1	RELEASED PER E140023a	GCK	1/13/14	REW
2	REVISED PER E140682	GCK	05/16/14	REJH
3	REVISED PER E190393	REJH	07/31/19	



*6123 AND 4623  
 RECOMMENDED LAND PATTERN  
 (NO GROUNDING CLIPS)  
 TOP SIDE SHOWN  
 APPLIES TO BOTH THRU HOLE  
 AND SURFACE MOUNT DEVICES*



*6123 AND 4623  
 RECOMMENDED LAND PATTERN  
 (GROUNDING CLIPS)  
 TOP SIDE SHOWN  
 APPLIES TO BOTH THRU HOLE  
 AND SURFACE MOUNT DEVICES*

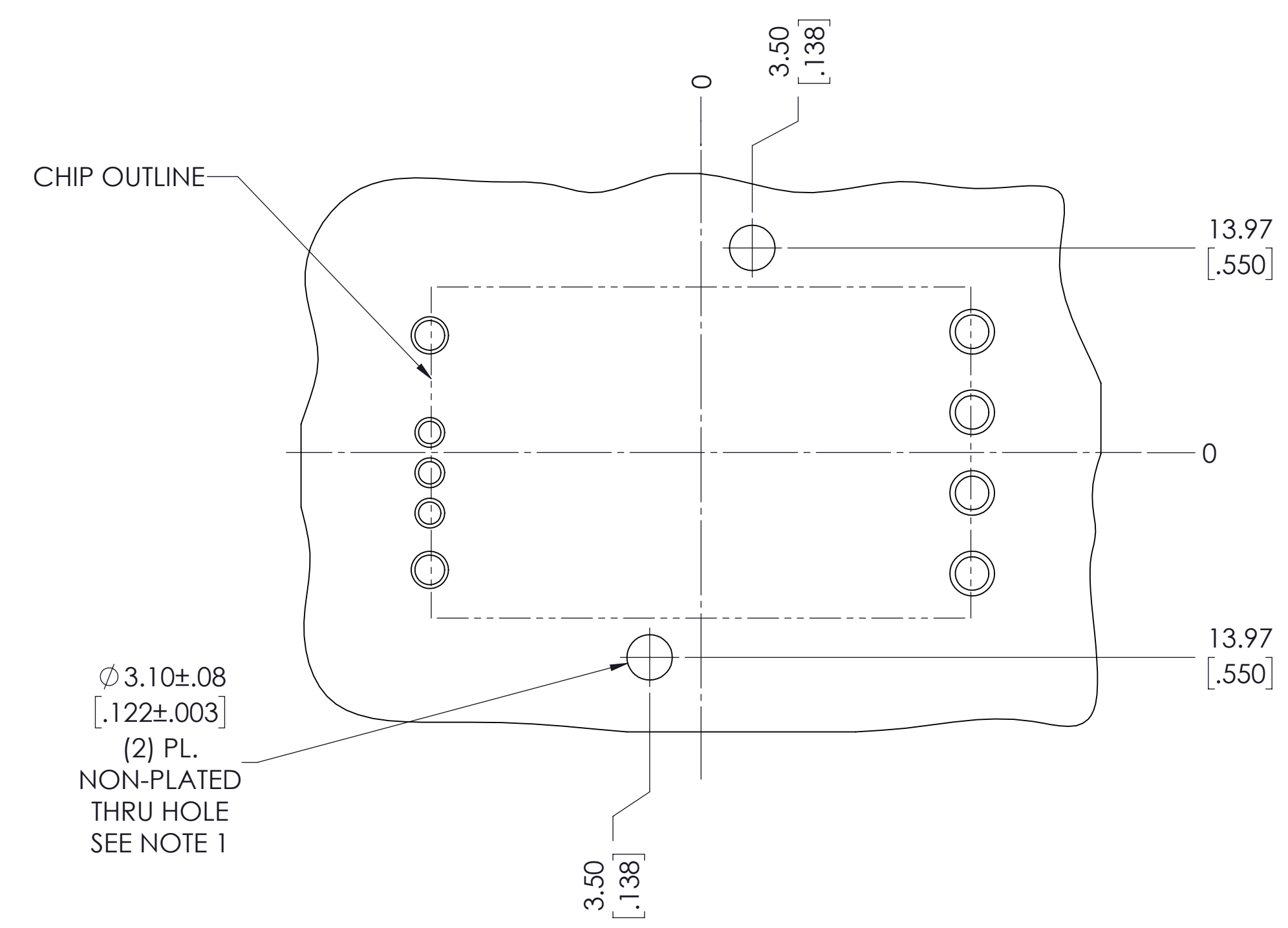
- NOTES:
1. MAINTAIN 3.50 [0.138] DIA. KEEP-OUT ZONE FREE OF COPPER, ALL PCB LAYERS.
  2. RoHS COMPLIANT PER CST-0001 LATEST REVISION.
  3. UNLESS OTHERWISE SPECIFIED:  
 DIMENSIONS ARE MM [INCH].  
 TOLERANCES ARE:  
 X.X [X.XX] = ±0.3 [0.01]  
 X.XX [X.XXX] = ±0.13 [0.005]

SHEET 1	6123 AND 4623
SHEET 2	3623
SHEET 3	2322
SHEET 4	1323
SHEET 5	0623

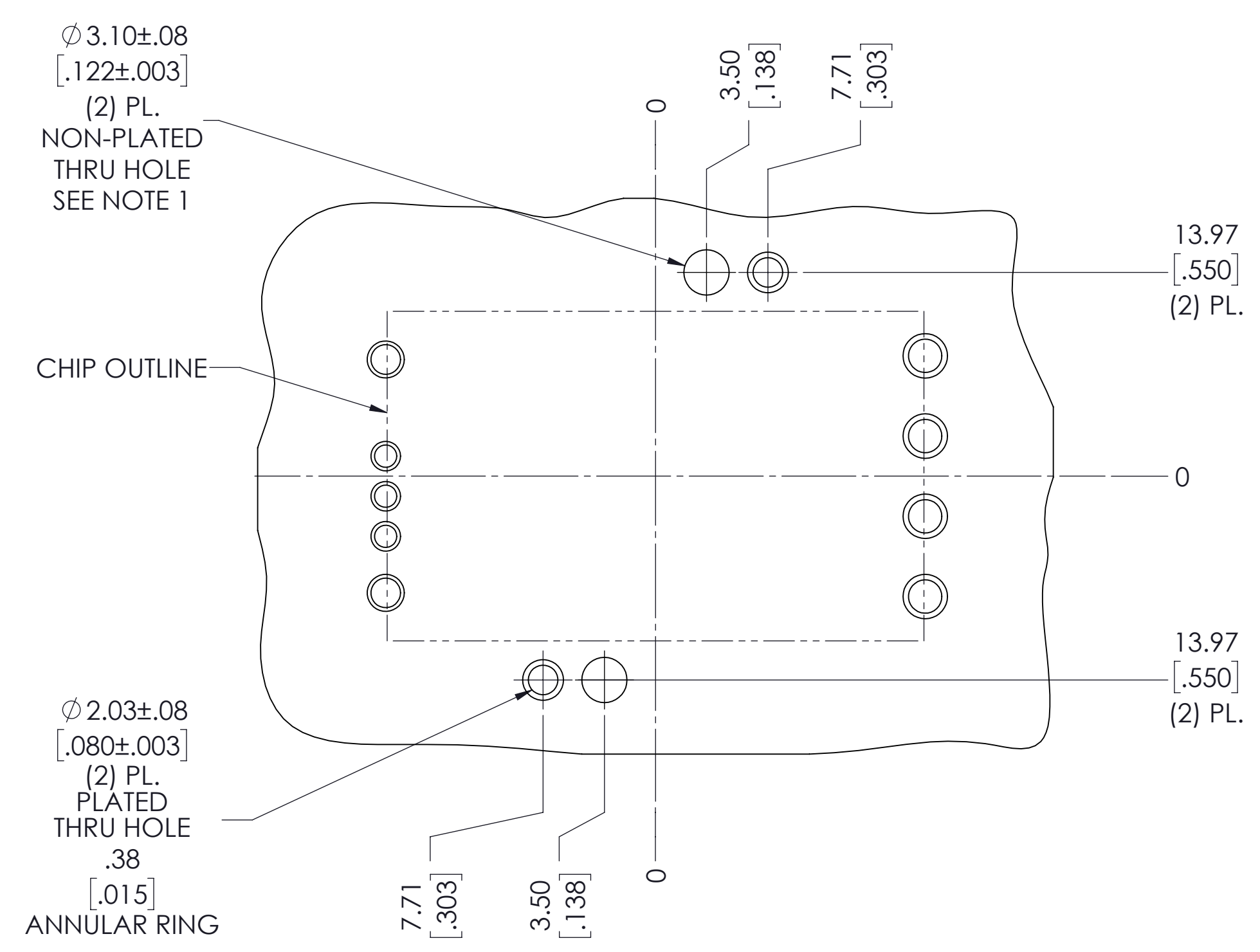
DRAWN BY Robert Wasik	DATE 10/18/2013	<b>VICOR</b> <small>swd</small>	
UNLESS OTHERWISE SPECIFIED DIMENSIONS ARE : INCH / [MM]		<b>APP DWG, LAND PATTERN, PUSH PINS AND GROUND CLIPS</b>	
TOLERANCES ARE: DECIMALS X.XX [X.X] = ±0.01 [0.25] X.XXX [X.XXX] = ±0.005 [0.127]	ANGLES ±1°		
THIRD ANGLE PROJECTION	SIZE <b>D</b>	CAGE CODE <b>67131</b>	DWG NO <b>39983</b>
DO NOT SCALE DRAWING	SCALE 3:1	REV <b>3</b>	SHEET 1 OF 5

VICOR CONFIDENTIAL  
 THIS DOCUMENT AND THE DATA DISCLOSED HEREIN OR  
 HEREIN IS NOT TO BE REPRODUCED, USED OR  
 DISCLOSED IN WHOLE OR IN PART TO ANYONE WITHOUT  
 THE PERMISSION OF VICOR CORP.

REVISIONS			
REV	DESCRIPTION	DATE	APPROVED
	SEE SHEET 1		



3623 RECOMMENDED  
 LAND PATTERN  
 (NO GROUNDING CLIPS)  
 TOP SIDE SHOWN  
 APPLIES TO BOTH THRU HOLE  
 AND SURFACE MOUNT DEVICES

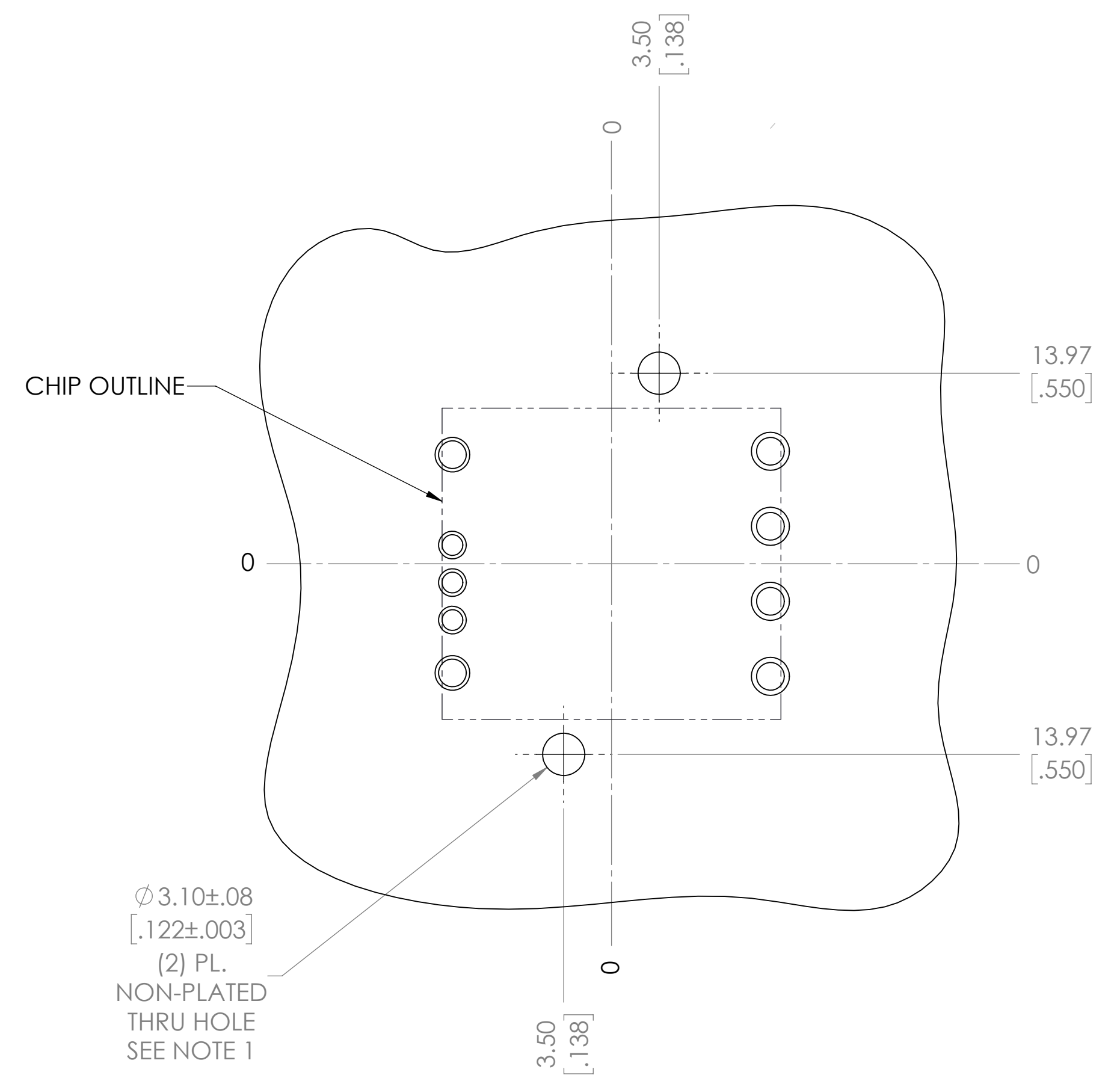


3623 RECOMMENDED  
 LAND PATTERN  
 (GROUNDING CLIPS)  
 TOP SIDE SHOWN  
 APPLIES TO BOTH THRU HOLE  
 AND SURFACE MOUNT DEVICES

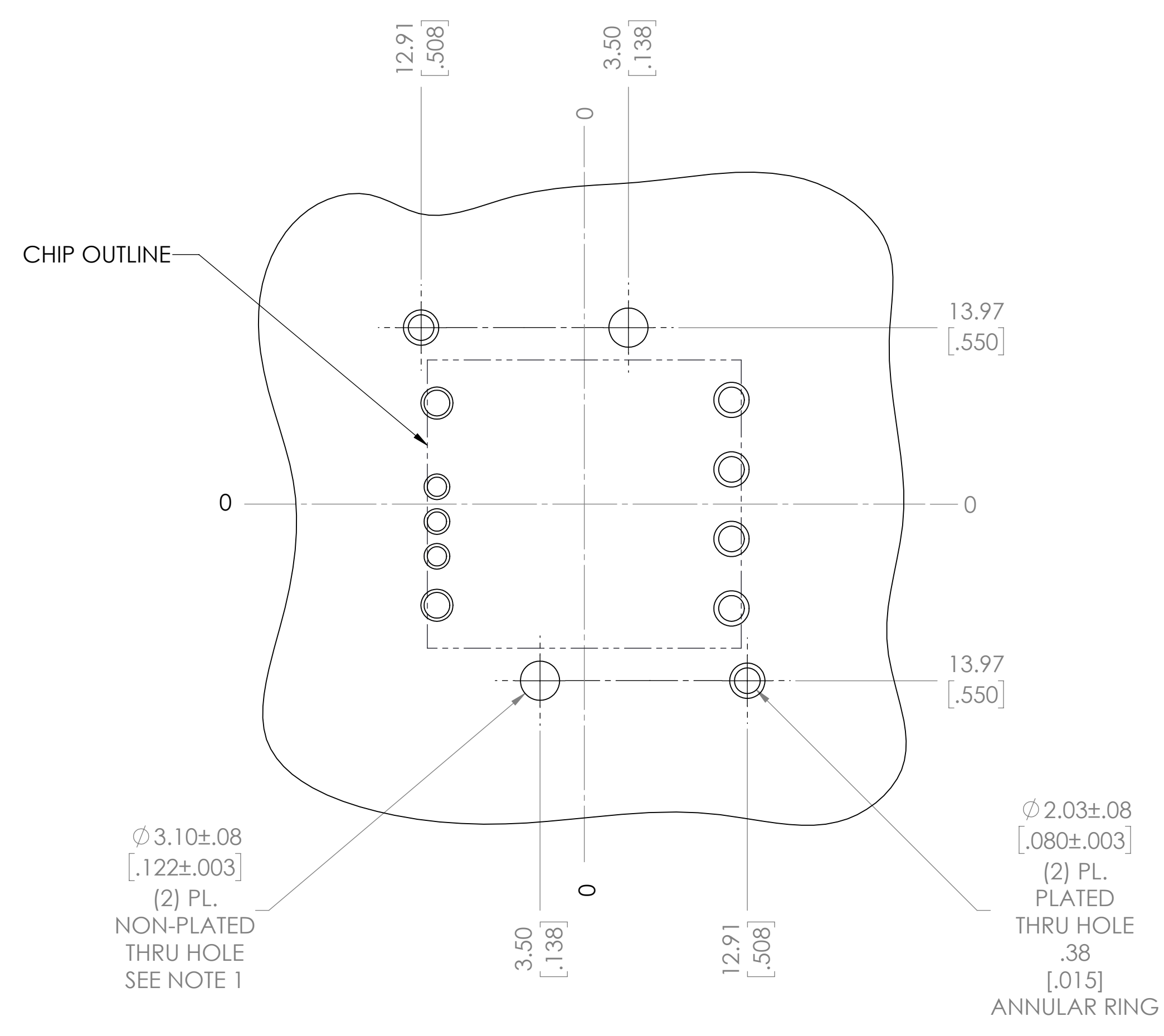
DRAWN BY Robert Wasik	DATE 10/18/2013	<b>VICOR</b> <small>swd</small>	
UNLESS OTHERWISE SPECIFIED DIMENSIONS ARE: INCH / (MM)		<b>APP DWG, LAND PATTERN, PUSH PINS AND GROUND CLIPS</b>	
TOLERANCES ARE: DECIMALS ANGLES X.XX (X.X) = +0.01 (0.25) ±1° X.XXX (X.XX) = ±0.005 (0.127)		THIRD ANGLE PROJECTION 	SCALE 3:1
SIZE <b>D</b>	CAGE CODE <b>67131</b>	DWG NO <b>39983</b>	REV <b>3</b>
SHEET 2 OF 5			

VICOR CONFIDENTIAL  
 THIS DOCUMENT AND THE DATA DISCLOSED HEREIN OR  
 HEREIN IS NOT TO BE REPRODUCED, USED OR  
 DISCLOSED IN ANY MANNER OR IN PART TO ANYONE WITHOUT  
 THE PERMISSION OF VICOR CORP.

REVISIONS			
REV	DESCRIPTION	DATE	APPROVED
	SEE SHEET 1		



2322 RECOMMENDED  
 LAND PATTERN  
 (NO GROUNDING CLIPS)  
 TOP SIDE SHOWN  
 APPLIES TO BOTH THRU HOLE  
 AND SURFACE MOUNT DEVICES

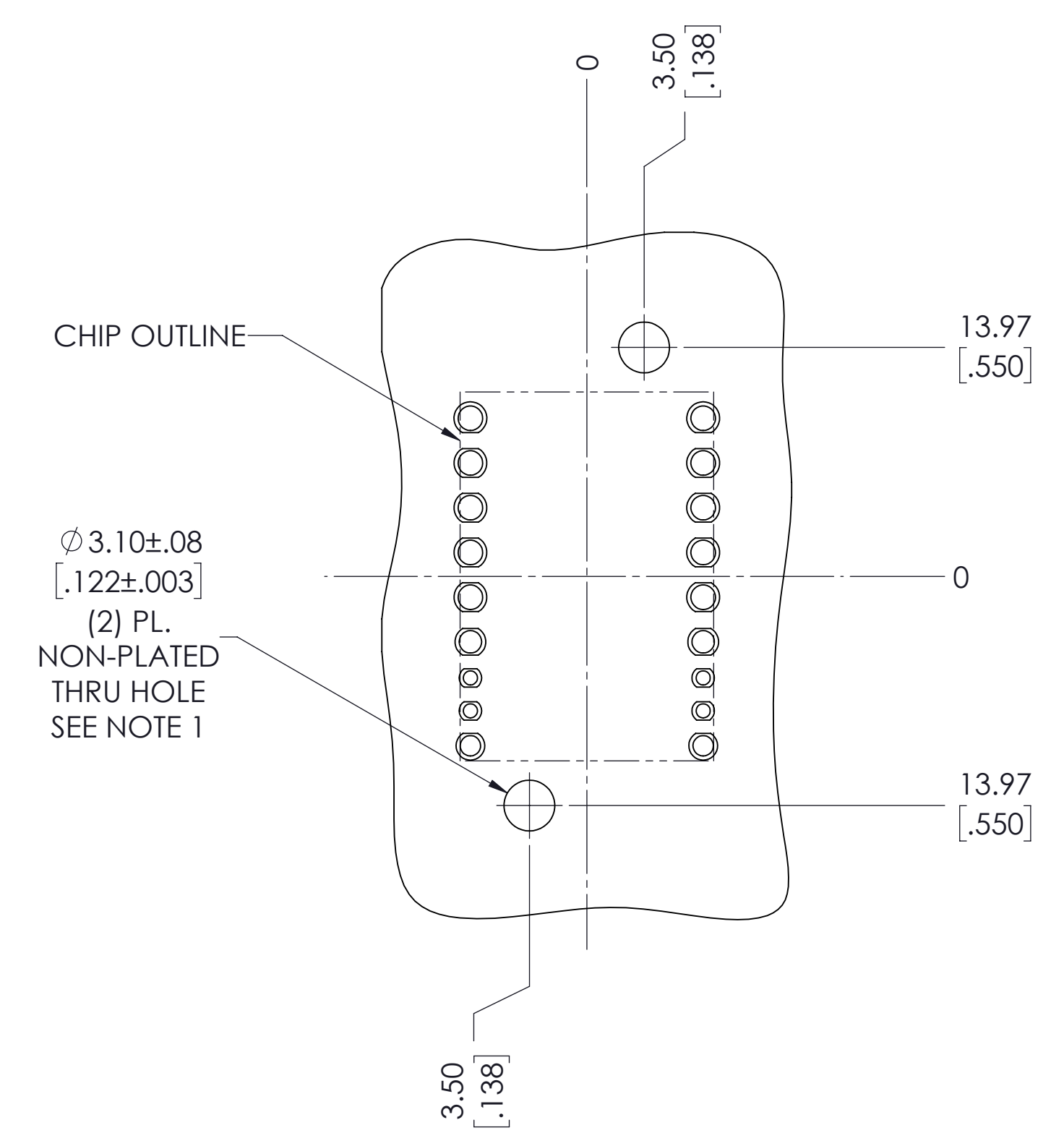


2322 RECOMMENDED  
 LAND PATTERN  
 (GROUNDING CLIPS)  
 TOP SIDE SHOWN  
 APPLIES TO BOTH THRU HOLE  
 AND SURFACE MOUNT DEVICES

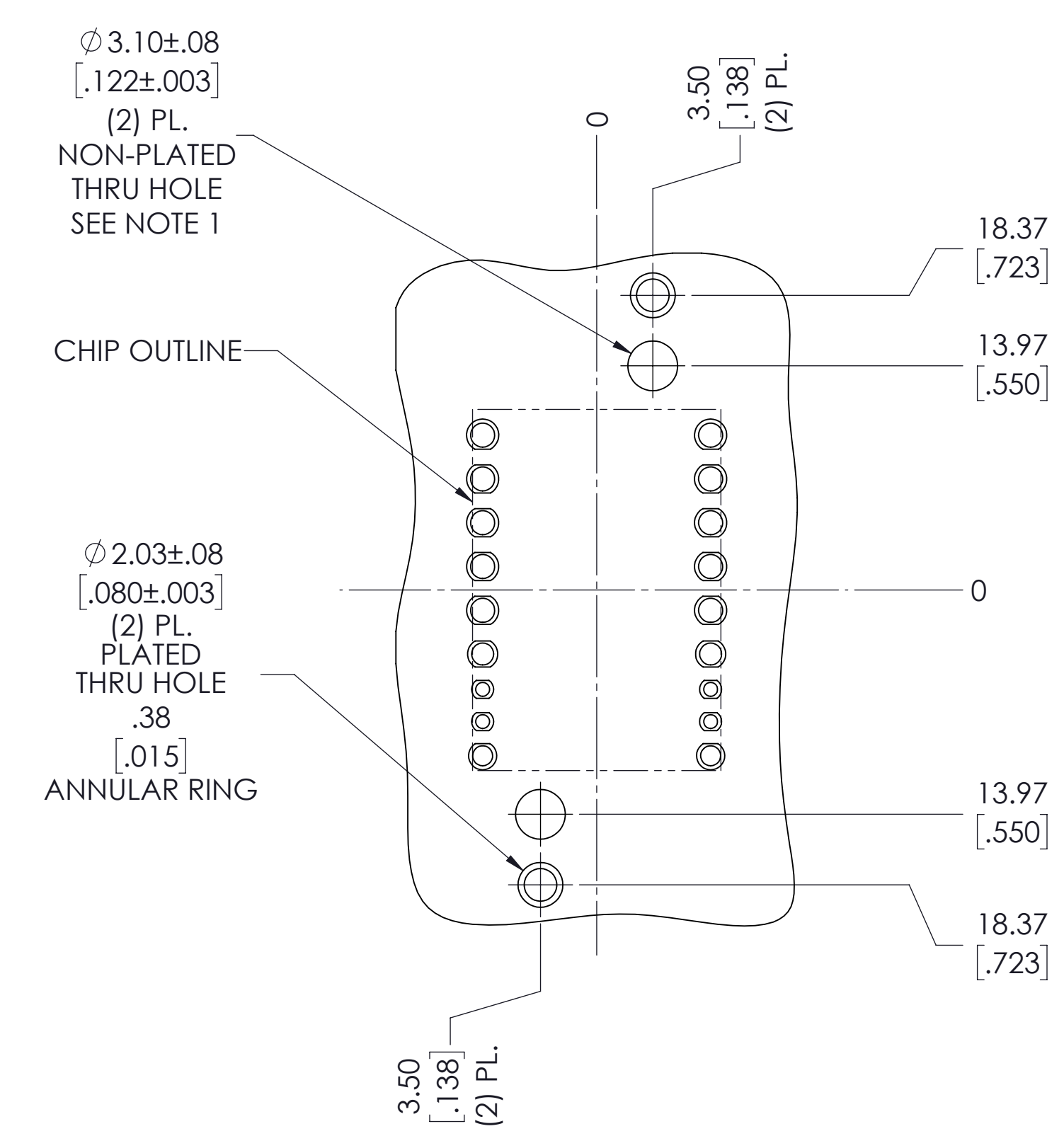
DRAWN BY Robert Wask	DATE 10/18/2013	<b>VICOR</b> <small>swd</small>	
UNLESS OTHERWISE SPECIFIED DIMENSIONS ARE : INCH / (MM)		<b>APP DWG, LAND PATTERN, PUSH PINS AND GROUND CLIPS</b>	
TOLERANCES ARE:      ANGLES DECIMALS                    ±1° X.XX (X.X) = ±0.01 (0.25) X.XXX (X.XX) = ±0.005 (0.127)			
THIRD ANGLE PROJECTION 	SCALE D 3:1	SIZE D 67131	REV 3
DO NOT SCALE DRAWING		DWG NO 39983	SHEET 3 OF 5

VICOR CONFIDENTIAL  
 THIS DOCUMENT AND THE DATA DISCLOSED HEREIN OR  
 HEREIN IS NOT TO BE REPRODUCED, USED OR  
 DISCLOSED IN ANY MANNER OR IN PART TO ANYONE WITHOUT  
 THE PERMISSION OF VICOR CORP.

REVISIONS			
REV	DESCRIPTION	DATE	APPROVED
	SEE SHEET 1		



*1323 RECOMMENDED  
 LAND PATTERN  
 (NO GROUNDING CLIPS)  
 TOP SIDE SHOWN  
 APPLIES TO BOTH THRU HOLE  
 AND SURFACE MOUNT DEVICES*

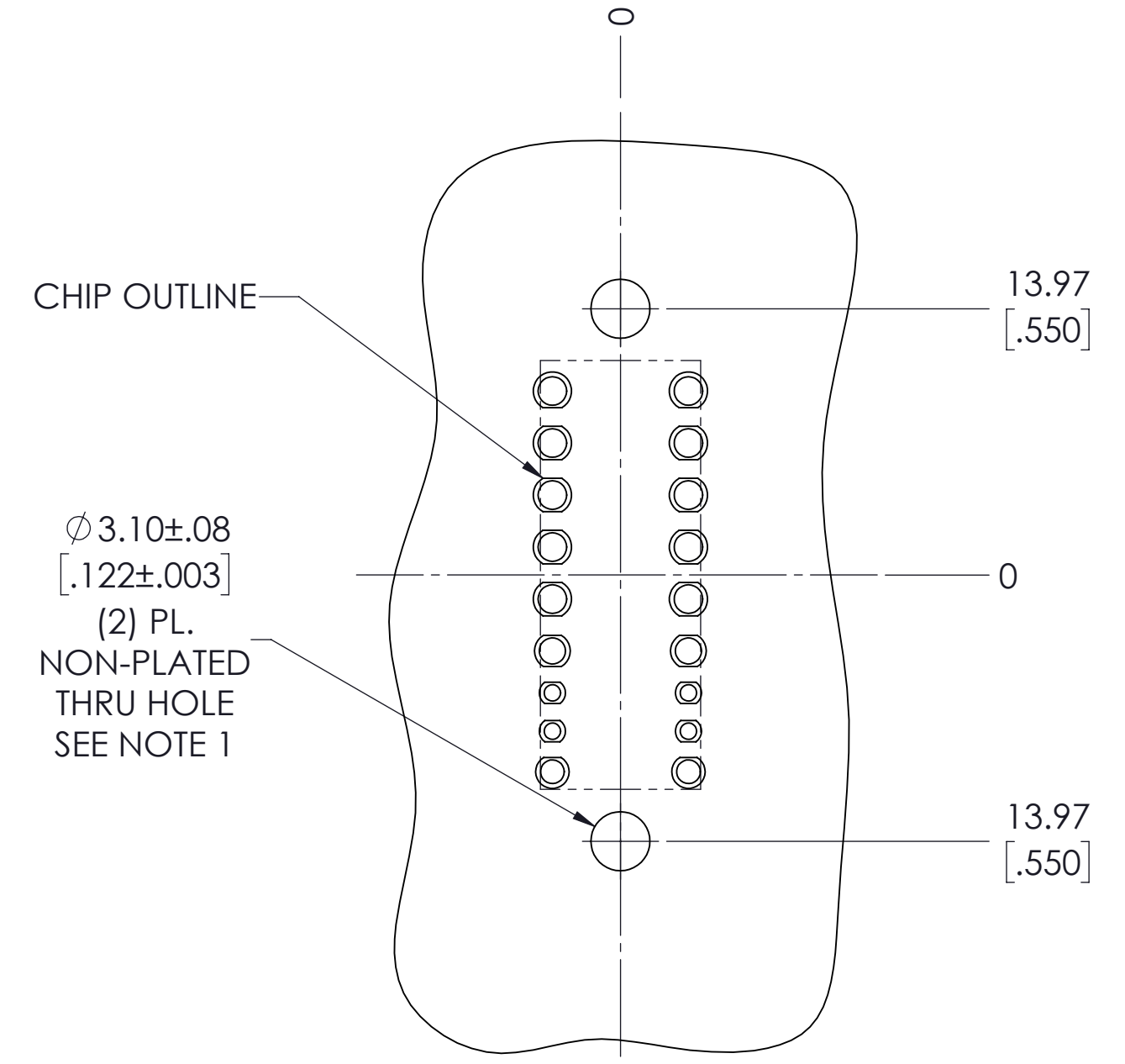


*1323 RECOMMENDED  
 LAND PATTERN  
 (GROUNDING CLIPS)  
 TOP SIDE SHOWN  
 APPLIES TO BOTH THRU HOLE  
 AND SURFACE MOUNT DEVICES*

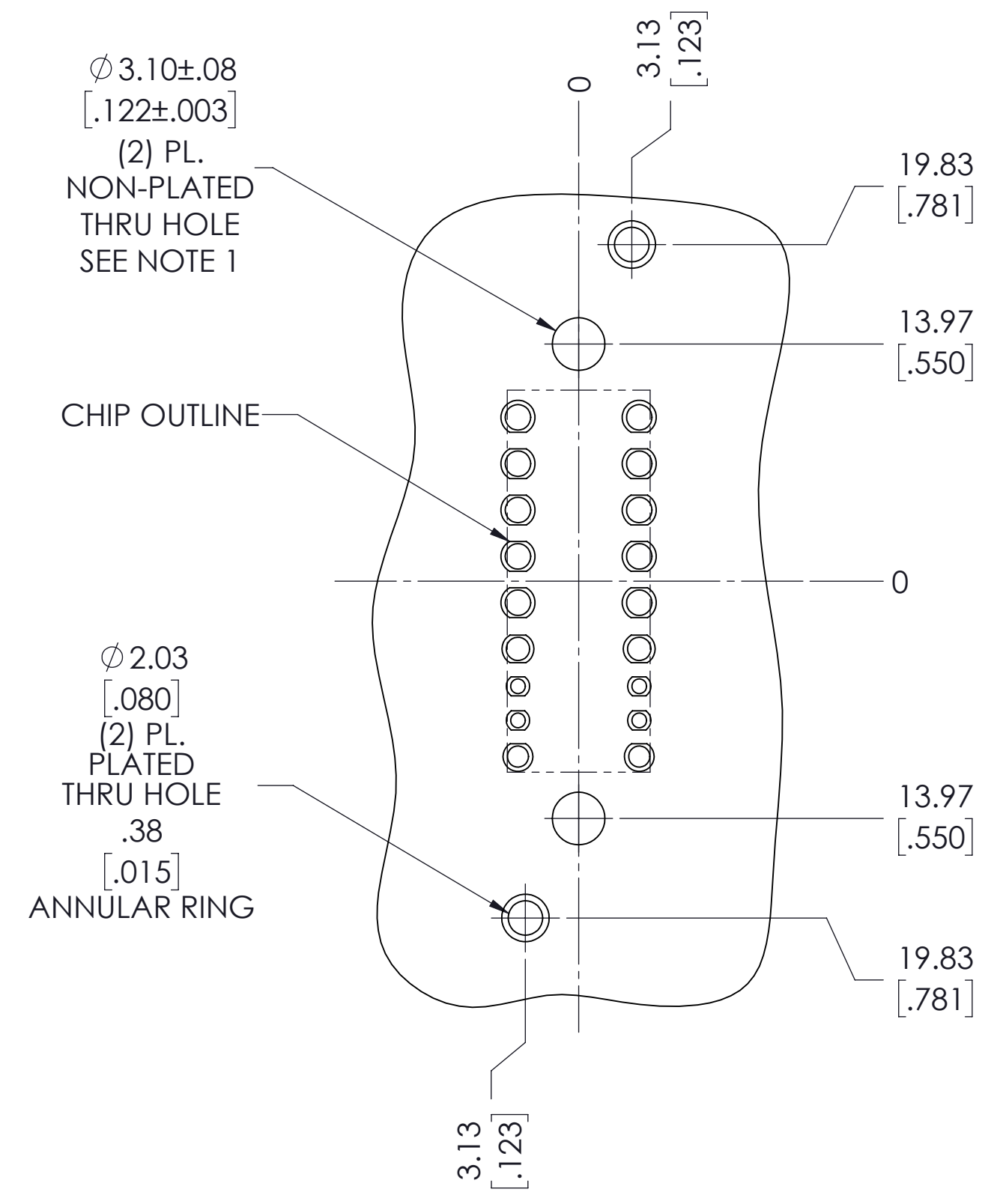
DRAWN BY Robert Wasik	DATE 10/18/2013	<b>VICOR</b> <small>swd</small>	
UNLESS OTHERWISE SPECIFIED DIMENSIONS ARE : INCH / (MM)		<b>APP DWG, LAND PATTERN, PUSH PINS AND GROUND CLIPS</b>	
TOLERANCES ARE: DECIMALS X.XX (X.X) = ±0.01 (0.25) X.XXX (X.XX) = ±0.005 (0.127)	ANGLES ±1°	SIZE <b>D</b>	CAGE CODE <b>67131</b>
THIRD ANGLE PROJECTION 	SCALE 3:1	DWG NO <b>39983</b>	REV <b>3</b>
DO NOT SCALE DRAWING		SHEET 4 OF 5	

VICOR CONFIDENTIAL  
 THIS DOCUMENT AND THE DATA DISCLOSED HEREIN OR  
 HEREIN IS NOT TO BE REPRODUCED, USED OR  
 DISCLOSED IN WHOLE OR IN PART TO ANYONE WITHOUT  
 THE PERMISSION OF VICOR CORP.

REVISIONS			
REV	DESCRIPTION	DATE	APPROVED
	SEE SHEET 1		



*0623 RECOMMENDED  
 LAND PATTERN  
 (NO GROUNDING CLIPS)  
 TOP SIDE SHOWN  
 APPLIES TO BOTH THRU HOLE  
 AND SURFACE MOUNT DEVICES*



*0623 RECOMMENDED  
 LAND PATTERN  
 (GROUNDING CLIPS)  
 TOP SIDE SHOWN  
 APPLIES TO BOTH THRU HOLE  
 AND SURFACE MOUNT DEVICES*

DRAWN BY Robert Wasik	DATE 10/18/2013	<b>VICOR</b> <small>swd</small>	
UNLESS OTHERWISE SPECIFIED DIMENSIONS ARE : INCH / (MM)		<b>APP DWG, LAND PATTERN, PUSH PINS AND GROUND CLIPS</b>	
TOLERANCES ARE: DECIMALS ANGLES X.XX (X.X) = +0.01 (0.25) ±1° X.XXX (X.XX) = ±0.005 (0.127)		SIZE <b>D</b>	CAGE CODE <b>67131</b>
THIRD ANGLE PROJECTION 		DWG NO <b>39983</b>	REV <b>3</b>
DO NOT SCALE DRAWING		SCALE 3:1	SHEET 5 OF 5