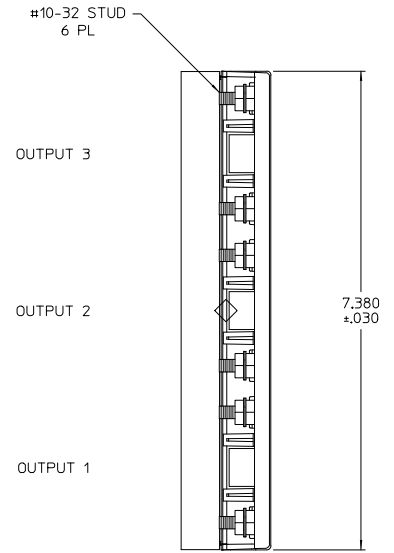
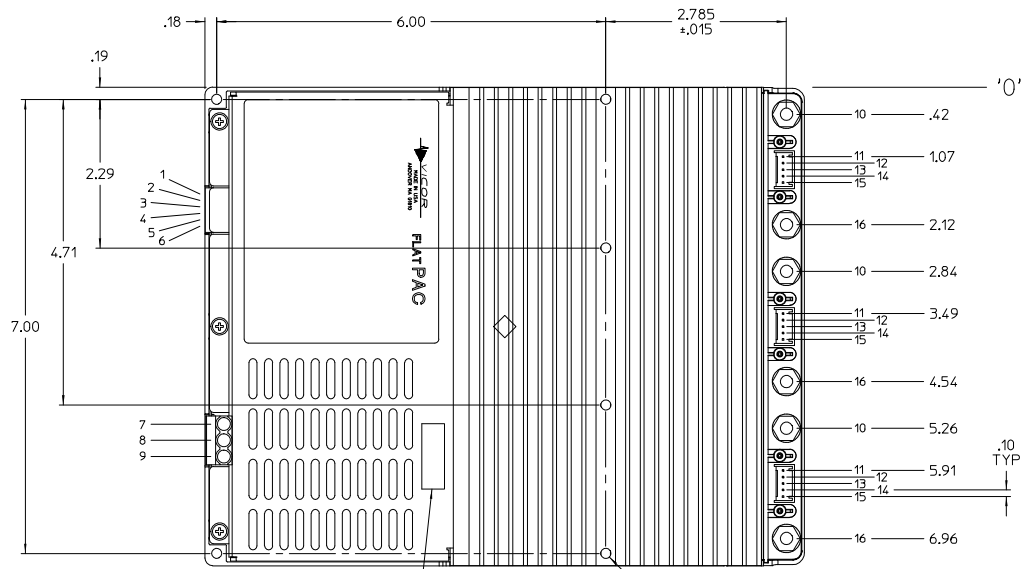
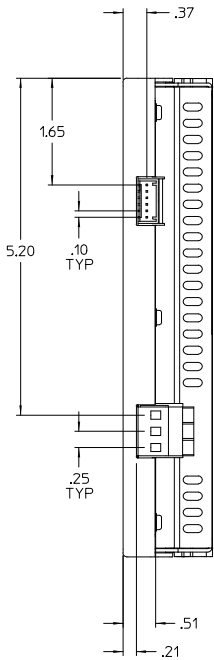
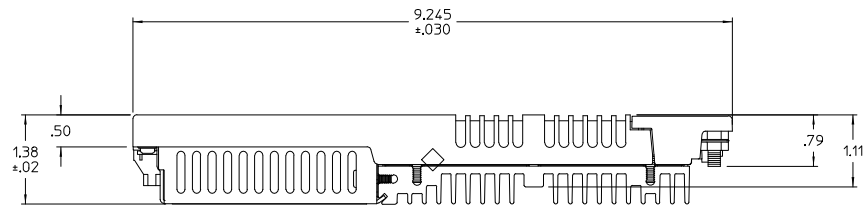


VICOR CONFIDENTIAL

THIS DOCUMENT AND THE DATA DISCLOSED HEREIN OR HEREWITH IS NOT TO BE REPRODUCED, USED, OR DISCLOSED IN WHOLE OR IN PART TO ANYONE WITHOUT PERMISSION OF VICOR CORP.

REV.	DESCRIPTION	DATE	APVD
01	RELEASED PER E970054	PEI 2/25/97	RCM
2	REVISED PER E120459	GCK 5/29/12	ML

- 1 MOD DIS -
- 2 MOD DIS +
- 3 AC OK -
- 4 AC OK +
- 5 BUS OK -
- 6 BUS OK +
- 7 AC IN L1
- 8 AC IN L2/N
- 9 CHASSIS GND
- 10 + OUT
- 11 + OUT SENSE
- 12 + SENSE
- 13 TRIM
- 14 - SENSE
- 15 - OUT SENSE
- 16 - OUT



ADD COMPLIANCE WARNING LABEL 05175

Ø.15 THRU HOLE FOR #6-32 SCREW TORQUED @ 8 IN LBS 6 PLACES

TRIPLE OUTPUT 'R' CONFIGURATION

DRAWN BY D. BUIZZI	DATE 10/98	VICOR OUTLINE DRAWING, 600 W A/R FLATPAC R CONFIG		
UNLESS OTHERWISE SPECIFIED DIMENSIONS ARE IN INCHES - TOLERANCES ARE FRACTIONS DECIMALS ANGLES +100 -100 ±.01 ±.005 ±.01				
THIRD ANGLE PROJECTION	SIZE D	PSCM NO. 67131	DWG NO. 15353	REV 2
DO NOT SCALE DRAWING	SCALE FULL	SHEET 1 OF 1		