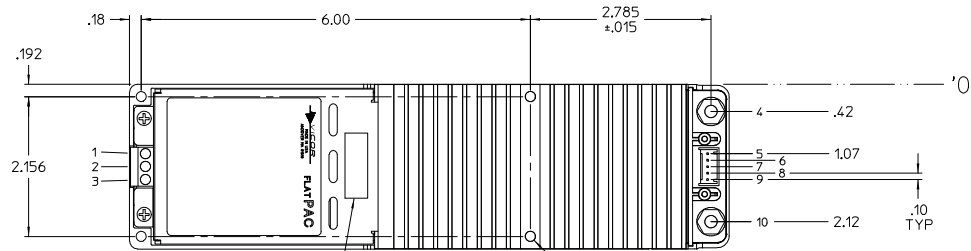
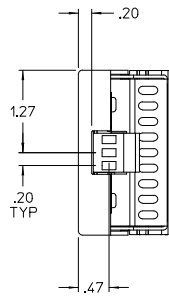
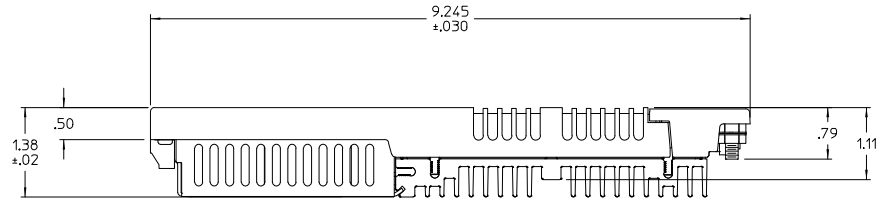


VICOR CONFIDENTIAL

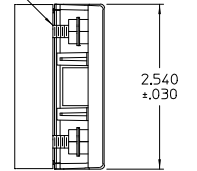
THIS DOCUMENT AND THE DATA DISCLOSED HEREIN OR HEREWITH IS NOT TO BE REPRODUCED, USED, OR DISCLOSED IN WHOLE OR IN PART TO ANYONE WITHOUT PERMISSION OF VICOR CORP.

REV.	DESCRIPTION	DATE	APVD
01	RELEASED PER E960576	DPK	11/12/96
2	REVISED PER E120459	GCK	5/29/12

- 1 AC IN L1
- 2 AC IN L2/N
- 3 CHASSIS GND
- 4 + OUT
- 5 + OUT SENSE
- 6 + SENSE
- 7 TRIM
- 8 - SENSE
- 9 - OUT SENSE
- 10 - OUT



#10-32 STUD  
2 PL



ADD COMPLIANCE WARNING LABEL 05175

Ø.15 THRU HOLE FOR #6-32 SCREW TORQUED @ 8 IN LBS 4 PLACES

'L' CONFIGURATION

DRAWN BY P. RUTZOWSKI	DATE 8/29		
UNLESS OTHERWISE SPECIFIED DIMENSIONS ARE IN INCHES TOLERANCES ARE: FRACTIONS DECIMALS ANGLES .XX ±.01 .XX ±.01 °			
THIRD ANGLE PROJECTION		SIZE D	PSCM NO. 67131
DO NOT SCALE DRAWING		SCALE FULL	DWG NO. 14772
		SHEET 1	REV 2

OUTLINE DRAWING.  
200W A/R FLATPAC

SHEET 1 OF 1