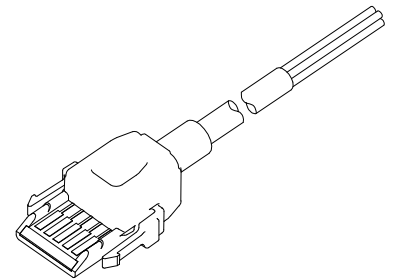
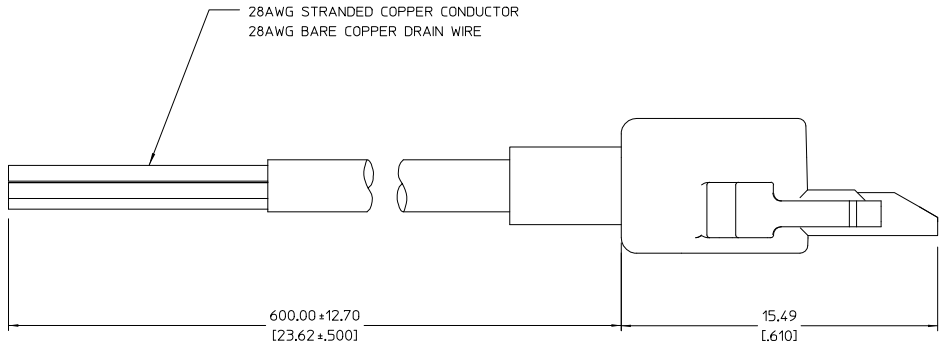
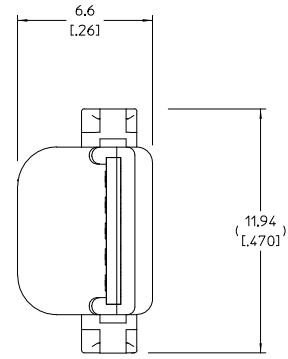
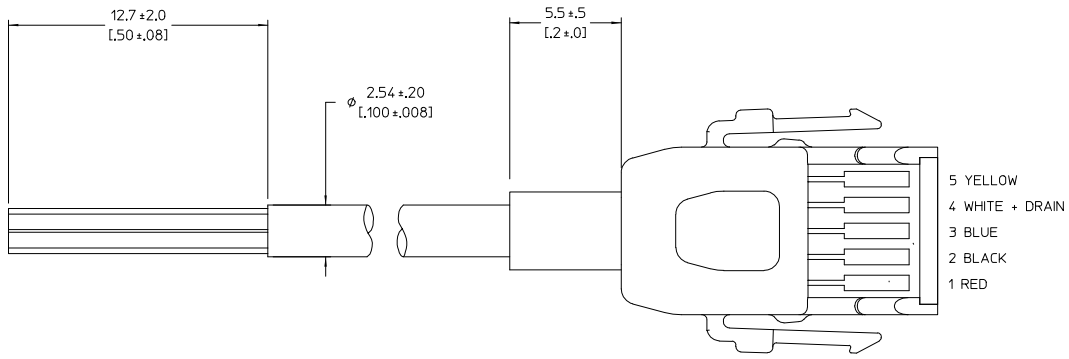


VICOR CONFIDENTIAL

THIS DOCUMENT AND THE DATA DISCLOSED
HEREIN OR HEREWITH IS NOT TO BE REPRODUCED,
USED, OR DISCLOSED IN WHOLE OR IN PART
TO ANYONE WITHOUT PERMISSION OF VICOR CORP.

REV.	DESCRIPTION	DATE	APVD
1	RELEASE PER E160901	RE:JH 09/08/16	VD
2	REVISED PER E170837	GCK 09/14/17	RE:JH



NOTES:

1- RoHS COMPLIANT, LEAD FREE PER CST-0001, LATEST REVISION.

DRAWN BY	DATE	VICOR	
J.E. JERRY	09/04/16	CABLE OUTLINE DWG. SIGNAL ADAPTER	
UNLESS OTHERWISE SPECIFIED DIMENSIONS ARE IN INCHES TOLERANCES ARE: DECIMAL ANGLES XXX ±.01 (0.25) ±.11 XXX ±.005 (0.127)			
THIRD ANGLE PROJECTION	SIZE D	CAGE CODE 67131	DWG NO 44846
DO NOT SCALE DRAWING	SCALE 8:1	SHEET 1	REV 2 OF 1